


Transmission 725 (except 725.017) in model 222
 Transmission 725.0 (except 725.007/017) in model 213
 Transmission 725.0 (except 725.017) in model 205
 Transmission 725.0 in model 166, 167, 172, 217, 231, 238, 253, 257, 290

Shown here is transmission 725.0 in model 205


- 4e Plug
- 5 Drain screw





P27.00-2418-06



















Shown here is transmission 725.0 in model 257.359


- 4e Plug



P27.00-2511-11

<p> Warning</p>	<p>Risk of injury. Skin or eye injuries may result when handling hot or glowing objects.</p>	<p>Wear protective gloves, protective clothing and safety glasses, if necessary.</p>	<p>AS00.00-Z-0002-01A</p>
	<p>Risk of death caused by vehicle slipping or toppling off of the lifting platform.</p>	<p>Align vehicle between vehicle lift columns and position the four support plates at the vehicle lift support points specified by the vehicle manufacturer.</p>	<p>AS00.00-Z-0010-01A</p>
<p> Caution</p>	<p>Risk of injury to skin and eyes due to handling of transmission oil. Health risk caused by swallowing transmission oil</p>	<p>Wear protective gloves, protective clothing and safety glasses. Do not pour transmission oil into beverage bottles.</p>	<p>AS00.40-Z-0001-01A</p>
	<p>Risk of death when touching components on vehicles with high-voltage on-board electrical system</p>	<p>Do not touch damaged or defective components and open lines of the high-voltage on-board electrical system. Persons who wear electronic implants (e.g. cardiac pacemakers) must not carry out any work on high-voltage on-board electrical systems.</p>	<p>AS54.00-Z-0001-01A</p>

	Note on high-voltage on-board electrical system		AH54.00-P-0010-01A
	Notes on automatic transmission		AH27.19-P-0001-01NKB
	Remove		
1	Remove automatic transmission oil pan with automatic transmission oil filters.	Transmission 725 (except 725.017) in model 222 Transmission 725.0 (except 725.007/017) in model 213 Transmission 725.0 (except 725.017) in model 205 Transmission 725.0 in model 166, 167, 172, 217, 231, 238, 253, 257, 290 Transmission 725.0 in model 166 Transmission 725.0 (except 725.007/017) in model 213 Transmission 725.0 in model 238 Transmission 725 (except 725.017) in model 222 Transmission 725.0 in model 217 Transmission 725.0 in model 257 Transmission 725.0 in model 290  Dispose of the automatic transmission oil pan with the automatic transmission oil filters and do not use again. Otherwise, this may lead to leakage and consequential damage.	AR27.10-P-7031EWM AR27.10-P-7030OLC AR27.10-P-7030LF AR27.10-P-7031MSA AR27.10-P-7031MNI
	AR		
	AR		
	AR		
	AR		
	AR		
2	Remove stop plug (4e).		
3	Turn torque converter until drain screw (5) appears.		
	Drain off		
4	Remove drain screw (5) and drain transmission oil.	 Collect the drained transmission oil in a suitable container in order to measure the oil filling quantity. Damage can otherwise occur.  Dispose of old drain screw (5). Otherwise, this may lead to leakage and consequential damage.	
	Clean		
5	Clean drain opening on torque converter.		
	Install		
6	Tighten new drain screw (5).	 Replace the drain screw (5). Otherwise, this may lead to leakage and consequential damage.  Drain screw to torque converter	*BA27.20-P-1002-01D
7	Install stop plug (4e).		
8	Install new automatic transmission oil pan with automatic transmission oil filters.	Transmission 725 (except 725.017) in model 222 Transmission 725.0 (except 725.007/017) in model 213 Transmission 725.0 (except 725.017) in model 205 Transmission 725.0 in model 166, 167, 172, 217, 231, 238, 253, 257, 290 Transmission 725.0 in model 166 Transmission 725.0 (except 725.007/017) in model 213 Transmission 725.0 in model 238 Transmission 725 (except 725.017) in model 222 Transmission 725.0 in model 217 Transmission 725.0 in model 257 Transmission 725.0 in model 290	AR27.10-P-7031EWM AR27.10-P-7030OLC AR27.10-P-7030LF AR27.10-P-7031MSA AR27.10-P-7031MNI
	AR		
	AR		
	AR		
	AR		
	AR		

 Torque converter

Number	Designation		Transmission 725.0
BA27.20-P-1002-01D	Drain screw to torque converter	Nm	10