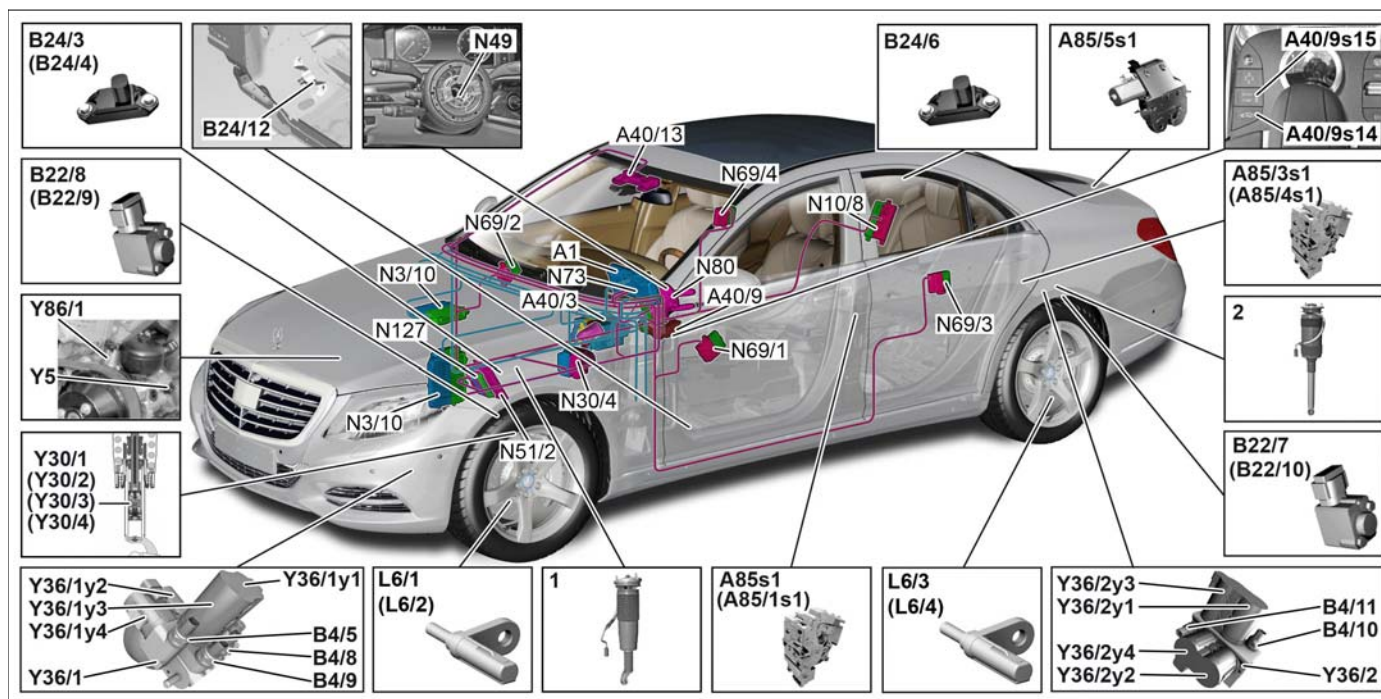


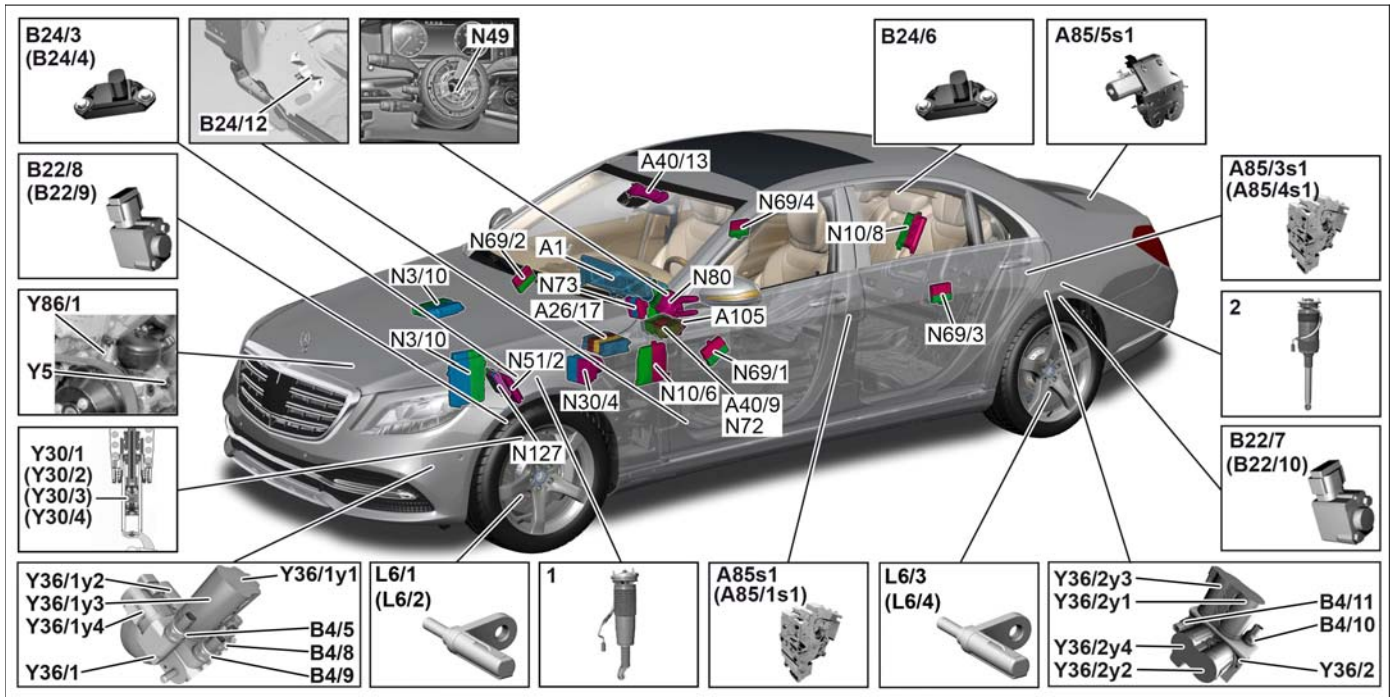
Model 217, 222  
with code 487 (MAGIC BODY CONTROL)



P32.50-2383-79

Shown on model 222 up to model year 2018

1	Front axle suspension strut	B22/9	Right front level sensor	N80	Steering column module control unit
2	Rear axle spring strut	B22/10	Right rear level sensor	N127	Drivetrain control unit
A1	Instrument cluster	B24/3	Left front body lateral acceleration sensor	Y5	ABC switchover valve
A40/3	COMAND control unit	B24/4	Right front body lateral acceleration sensor	Y30/1	Left front Active Body Control damping valve
A40/9	Audio/COMAND control panel	B24/6	Right rear body lateral acceleration sensor	Y30/2	Right front Active Body Control damping valve
A40/9s14	Vehicle level button	B24/12	ABC lateral acceleration sensor	Y30/3	Left rear Active Body Control damping valve
A40/9s15	Comfort/Sport button	L6/1	Left front axle rpm sensor	Y30/4	Right rear Active Body Control damping valve
A40/13	Stereo multifunction camera	L6/2	Right front axle rpm sensor	Y36/1	ABC front axle valve unit
A85/1s1	Right front door pre-locking position microswitch	L6/3	Left rear axle rpm sensor	Y36/1y1	Left front suspension strut control valve
A85/3s1	Left rear door first detent position microswitch (except model 217)	L6/4	Right rear axle rpm sensor	Y36/1y2	Left front suspension strut shutoff valve
A85/4s1	Right rear door first detent position microswitch (except model 217)	N3/10	ME-SFI [ME] control unit	Y36/1y3	Right front suspension strut control valve
A85/5s1	Trunk lid lock main catch switch	N10/8	Rear SAM control unit	Y36/1y4	Right front suspension strut shutoff valve
A85s1	Left front door pre-locking position microswitch	N30/4	Electronic Stability Program control unit	Y36/2	ABC rear axle valve unit
B4/5	ABC pressure sensor	N49	Steering wheel angle sensor	Y36/2y1	Left rear suspension strut control valve
B4/8	Left front ABC pressure sensor	N51/2	Active Body Control control unit	Y36/2y2	Left rear suspension strut shutoff valve
B4/9	Right front ABC pressure sensor	N69/1	Left front door control unit	Y36/2y3	Right rear suspension strut control valve
B4/10	Left rear ABC pressure sensor	N69/2	Right front door control unit	Y36/2y4	Right rear suspension strut shutoff valve
B4/11	Right rear ABC pressure sensor	N69/3	Left rear door control unit (except model 217)	Y86/1	ABC throttle valve
B22/7	Left rear level sensor	N69/4	Right rear door control unit (except model 217)		



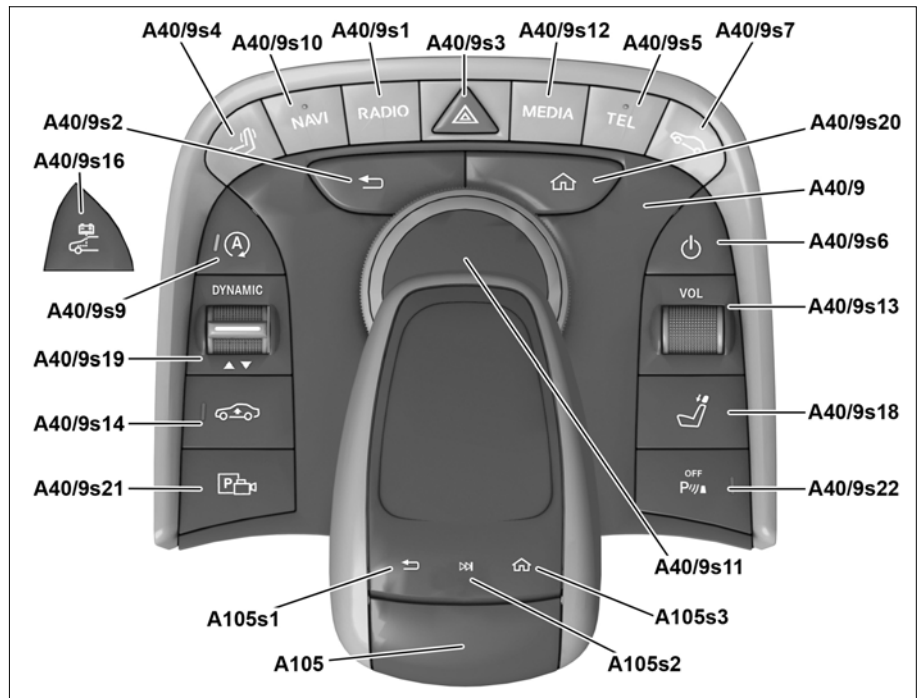
P32.50-2416-79

**Shown on model 222 as of model year 2018**

1	Front axle suspension strut	B22/10	Right rear level sensor	N73	Electronic ignition switch control unit
2	Rear axle spring strut	B24/3	Left front body lateral acceleration sensor	N80	Steering column module control unit
A1	Instrument cluster	B24/4	Right front body lateral acceleration sensor	N127	Drivetrain control unit
A26/17	Head unit	B24/6	Right rear body lateral acceleration sensor	Y5	ABC switchover valve
A40/9	Audio/COMAND control panel (with code 448 (Touchpad))	B24/12	ABC lateral acceleration sensor	Y30/1	Left front Active Body Control damping valve
A40/13	Stereo multifunction camera	L6/1	Left front axle rpm sensor	Y30/2	Right front Active Body Control damping valve
A85/1s1	Right front door pre-locking position microswitch	L6/2	Right front axle rpm sensor	Y30/3	Left rear Active Body Control damping valve
A85/3s1	Left rear door first detent position microswitch (except model 217)	L6/3	Left rear axle rpm sensor	Y30/4	Right rear Active Body Control damping valve
A85/4s1	Right rear door first detent position microswitch (except model 217)	L6/4	Right rear axle rpm sensor	Y36/1	ABC front axle valve unit
A85/5s1	Trunk lid lock main catch switch	N3/10	ME-SFI [ME] control unit	Y36/1y1	Left front suspension strut control valve
A85s1	Left front door pre-locking position microswitch	N10/6	Front SAM control unit	Y36/1y2	Left front suspension strut shutoff valve
A105	Touchpad (with code 446 (Touchpad only))	N10/8	Rear SAM control unit	Y36/1y3	Right front suspension strut control valve
B4/5	ABC pressure sensor	N30/4	Electronic Stability Program control unit	Y36/1y4	Right front suspension strut shutoff valve
B4/8	Left front ABC pressure sensor	N49	Steering wheel angle sensor	Y36/2	ABC rear axle valve unit
B4/9	Right front ABC pressure sensor	N51/2	Active Body Control control unit	Y36/2y1	Left rear suspension strut control valve
B4/10	Left rear ABC pressure sensor	N69/1	Left front door control unit	Y36/2y2	Left rear suspension strut shutoff valve
B4/11	Right rear ABC pressure sensor	N69/2	Right front door control unit	Y36/2y3	Right rear suspension strut control valve
B22/7	Left rear level sensor	N69/3	Left rear door control unit (except model 217)	Y36/2y4	Right rear suspension strut shutoff valve
B22/8	Left front level sensor	N69/4	Right rear door control unit (except model 217)	Y86/1	ABC throttle valve
B22/9	Right front level sensor	N72	Lower control panel (with code 446 (Touchpad only))		

**View of Audio/COMAND control panel as of model year 2018 (with code 448 (Touchpad), with engine 176, 256)**

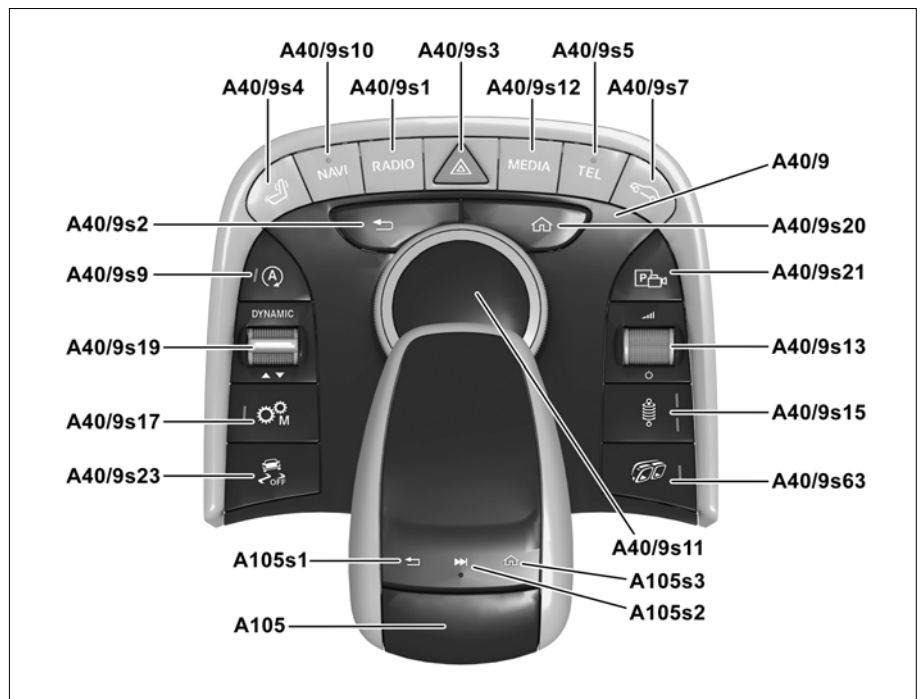
- A40/9 Audio/COMAND control panel
- A40/9s14 Vehicle level button
- A40/9s19 DYNAMIC SELECT switch



P54.21-3799-06

**View of Audio/COMAND control panel as of model year 2018 (with code 448 (Touchpad), with engine 177, 279)**

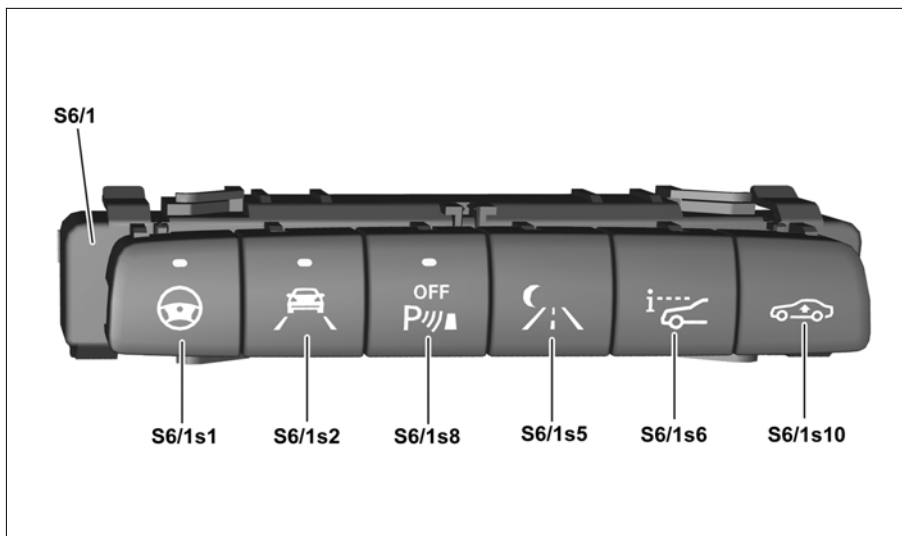
- A40/9s15 Comfort/Sport button
- A40/9s19 DYNAMIC SELECT switch



P54.21-3836-06

**View of driver's side instrument panel button group**

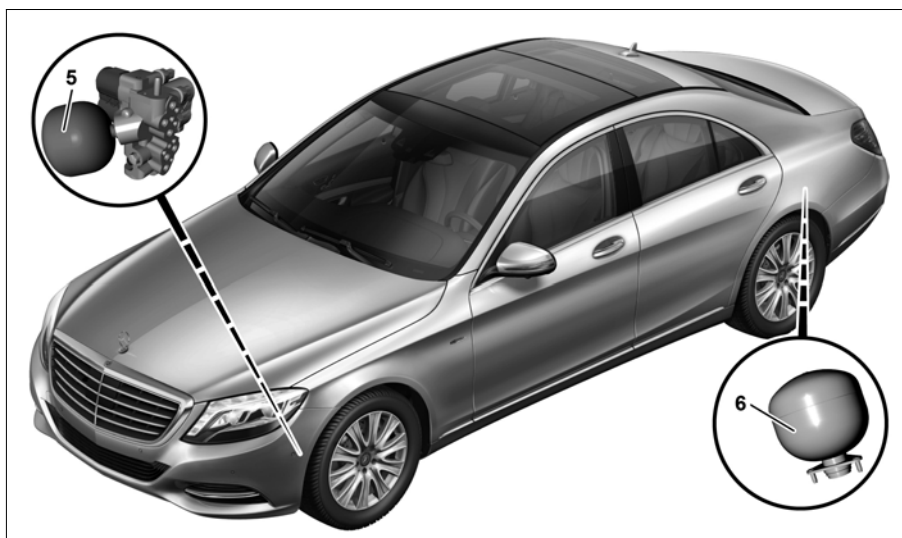
- S6/1 Driver's side instrument panel button group (with engine 177, 279)
- S6/1s10 Vehicle level button (with engine 177, 279)



P54.26-0780-05

**Shown on model 222 up to model year 2018**

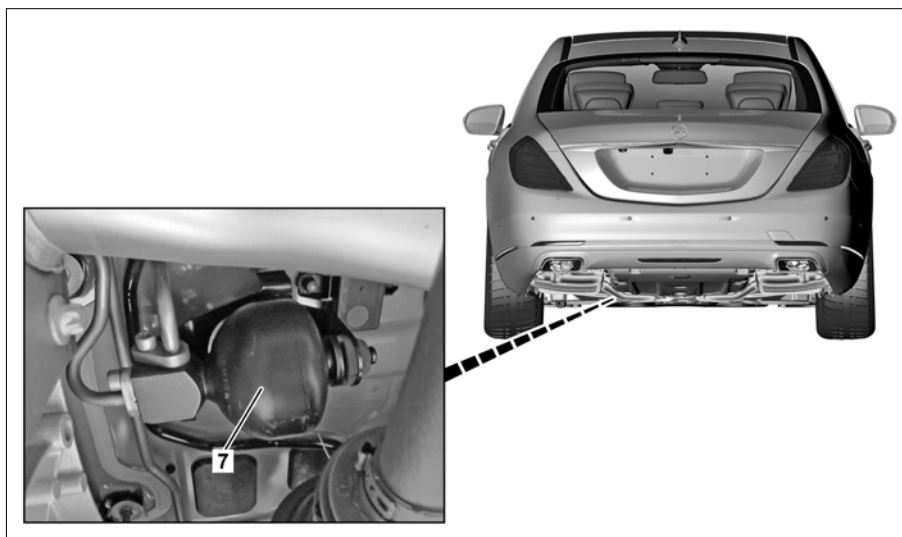
- 5 Front axle central reservoir
- 6 Rear axle central reservoir



P32.50-2380-05

**Shown on model 222 up to model year 2018**

- 7 Return flow reservoir



P32.50-2396-05

	<p>Component description for instrument cluster</p>	<p>Model 217, 222 up to model year 2018 with code 487 (MAGIC BODY CONTROL) A1                  Model 217, 222 as of model year 2018 with code 487 (MAGIC BODY CONTROL) A1</p>	<p>GF54.30-P-6000LF                  GF54.30-P-6000LFM</p>
--	---	---	--

	Head unit, component description	Model 217, 222 as of model year 2018 with code 487 (MAGIC BODY CONTROL) A26/17	GF82.85-P-3140LFM
	Component description for COMAND controller unit	Model 217, 222 up to model year 2018 with code 487 (MAGIC BODY CONTROL) A40/3	GF82.85-P-3136LF
	Component description for Audio/COMAND control panel	Model 217, 222 up to model year 2018 with code 487 (MAGIC BODY CONTROL) A40/9 Model 217, 222 as of model year 2018 with code 448 (Touchpad) with code 487 (MAGIC BODY CONTROL) A40/9	GF54.21-P-4501LF GF54.21-P-4501LFM
	Component description for multifunction camera	Model 217, 222 up to model year 2018 with code 487 (MAGIC BODY CONTROL) A40/13 Model 217, 222 as of model year 2018 with code 23P (Driving Assistance package) with code 487 (MAGIC BODY CONTROL) A40/13	GF54.21-P-3300LF GF54.21-P-3300LFM
	Touchpad, component description	Model 217, 222 as of model year 2018 with code 446 (Touchpad only) with code 487 (MAGIC BODY CONTROL) A105	GF54.21-P-4511LF
	Component description for ME-SFI (ME) control unit	Model 217 with engine 176.9, 177.9 with code 487 (MAGIC BODY CONTROL) Model 222 with engine 176.9, 177.9 with code 487 (MAGIC BODY CONTROL) N3/10 Model 217, 222 with engine 157.9, 278.9 with code 487 (MAGIC BODY CONTROL) N3/10 Model 217 with engine 279 with code 487 (MAGIC BODY CONTROL) Model 222 with engine 277, 279 with code 487 (MAGIC BODY CONTROL) N3/10 Model 222 with engine 276.9 with code 487 (MAGIC BODY CONTROL) N3/10 Model 217, 222 with engine 276.8 with code 487 (MAGIC BODY CONTROL) N3/10 Model 222 with engine 256.9 with code 487 (MAGIC BODY CONTROL) N3/10 Model 222 with engine 264.9 with code 487 (MAGIC BODY CONTROL) N3/10	GF07.61-P-6000MNL GF07.61-P-6000MML GF07.61-P-6000MUB GF07.61-P-6000MMK GF07.61-P-6000MMT GF07.61-P-6000MRT GF07.61-P-6000MRK
	Component description for front SAM control unit	N10/6	GF54.21-P-7010LF
	Component description for rear SAM control unit	N10/8	GF54.21-P-7030LF
	Component description for Electronic Stability Program control unit	Model 217, 222 (except 222.004/057/104/157/163) up to model year 2018 with code 487 (MAGIC BODY CONTROL) N30/4 Model 217, 222 (except 222.173) as of model year 2018 with code 487 (MAGIC BODY CONTROL) N30/4 Model 222.173 as of model year 2018 with code 487 (MAGIC BODY CONTROL) N30/4 Model 222.004/057/104/157/163 up to model year 2018 with code 487 (MAGIC BODY CONTROL) N30/4	GF42.45-P-5119LF GF42.45-P-5119LFM GF42.45-P-5119LFA GF42.45-P-5119LFH
	ABC control unit, component description	N51/2	GF32.50-P-4501LF
	Component description for left front door control unit	N69/1	GF72.29-P-6001LF

	Component description for right front door control unit	N69/2	GF72.29-P-6009LF
	Component description for rear door control unit	Model 222 with code 487 (MAGIC BODY CONTROL) N693, N694	GF72.29-P-6021LF
	Lower control panel, component description	Model 217, 222 as of model year 2018 with code 446 (Touchpad only) with code 487 (MAGIC BODY CONTROL) N72	GF54.25-P-4270LFM
	Component description for the electronic ignition lock control unit	N73	GF80.57-P-6001LF
	Component description for steering column tube module control unit	Model 217, 222 up to model year 2018 with code 487 (MAGIC BODY CONTROL) N80 Model 217, 222 as of model year 2018 with code 487 (MAGIC BODY CONTROL) N80	GF54.21-P-6051LF  GF54.21-P-6051LFM
	Drivetrain control unit, component description	Model 217, 222 (except 222.163/173) with engine 157.9, 276.8, 277, 278.9, 279 with code 487 (MAGIC BODY CONTROL) Model 217, 222 with engine 176.9 with code 487 (MAGIC BODY CONTROL) Model 217, 222 with engine 177.9 with code 487 (MAGIC BODY CONTROL) Model 222 with engine 256.9 with code 487 (MAGIC BODY CONTROL) Model 222 with engine 264.9 with code 487 (MAGIC BODY CONTROL) N127 Model 222 with engine 276.9 with code 487 (MAGIC BODY CONTROL) Model 222.163/173 with engine 276.8 with code 487 (MAGIC BODY CONTROL) N127 Model 222 with engine 642.8 with code 487 (MAGIC BODY CONTROL) N127 Model 222 with engine 656.9 with code 487 (MAGIC BODY CONTROL) N127 Model 222 with engine 651.9 with code 487 (MAGIC BODY CONTROL) N127	GF54.21-P-2141LF  GF54.21-P-2141MMK  GF54.21-P-2141OGS  GF54.21-P-2141OIA  GF54.21-P-2141OLA
	Table of contents for function description of Active Body Control (ABC)		GF32.50-P-0999LF