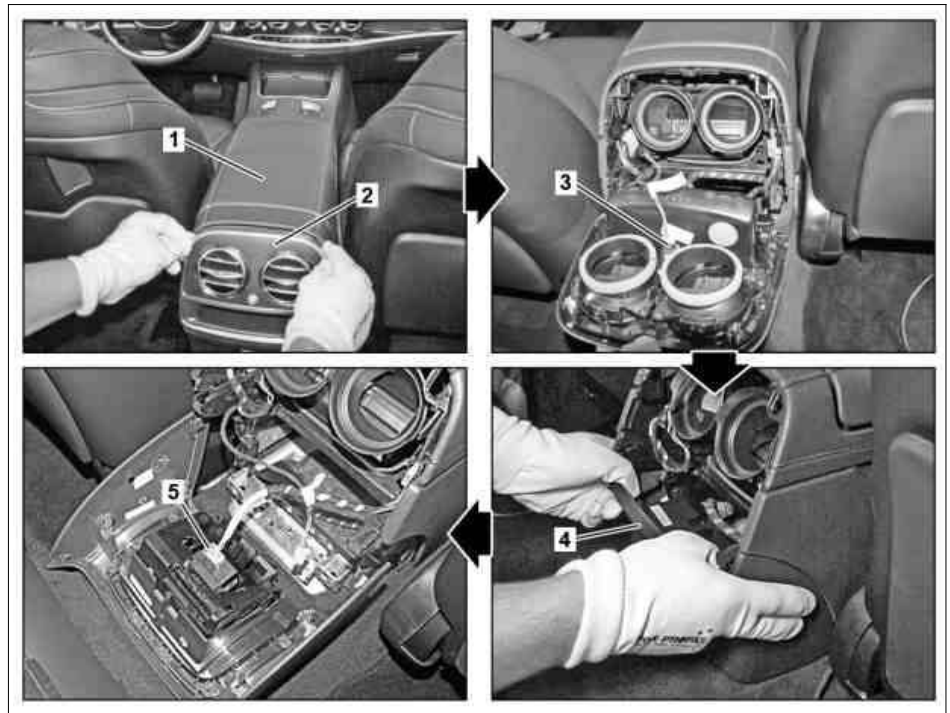


Model 217, 222.0/1/9

Shown on model 222 except code 582 (Air conditioning system in rear) and except code 224 (Design individual rear seat system)

- 1 Center console
- 2 Top cover
- 3 Electrical connector
- 4 Bottom cover
- 5 Electrical connector



P68.20-4619-06



Shown on model 222 with code 864 (Rear entertainment system) and except code 224 (Design individual rear seat system)

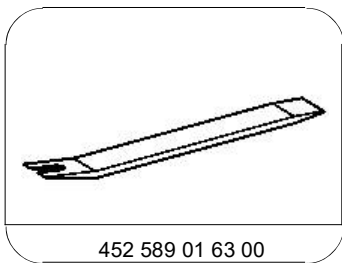
3.1 DVD drive cover



P68.20-4625-01

	Risk of death from touching live components with AC voltages over 30 V	Do not touch live parts. People who have electronic implants (e.g. cardiac pacemakers) must not perform any work on live components conducting alternating voltage greater than 30 V.	AS54.00-Z-0001-05A
	Remove/install		
1	Detach ground line from battery	Model 222.0/1/9 with code U67 (230 V socket in interior compartment) Model 222.0/1 with code U80 (115 V socket)	AR54.10-P-0003LF
2	Manually unclip upper cover (2) toward rear from center console (1) and tilt downward		
3	Disconnect electrical connector from rear air conditioning system operating unit	Model 222.0/1/9 with code 582 (Rear air conditioner)	

4	Disconnect electrical connector (3) and remove upper cover (2)	Model 217 Model 222.0 with code 864 (Rear compartment entertainment package) Model 222.1/9 with code 864 (Rear compartment entertainment package) except code 224 (Rear individual seat design)	
5	Unclip DVD drive cover (3.1)	Model 217 Model 222.0 with code 864 (Rear compartment entertainment package) Model 222.1/9 with code 864 (Rear compartment entertainment package) except code 224 (Rear individual seat design)	
6	Manually unclip lower cover (4) toward rear from center console (1) and tilt downward	Model 222.0 Model 222.1/9 except code 224 (Rear individual seat design)  Model 222.0 with code 301 (Package SMOKER) Model 222.1/9 with code 301 (Package SMOKER) except code 224 (Rear individual seat design) Disconnect electrical connector from cigarette lighter.  Clip remover	*452589016300
7.1	Disconnect electrical connector (5) from 230 V socket	Model 222.0 with code U67 (230 V socket in interior compartment) Model 222.1/9 with code U67 (230 V socket in interior compartment) except code 224 (Rear individual seat design)	
7.2	Disconnect electrical connector (5) from 115 V socket	Model 222.0 with code U80 (115 V socket) Model 222.1 with code U80 (115 V socket) except code 224 (Rear individual seat design)	
8	Remove lower cover (4)	Model 222.0 Model 222.1/9 except code 224 (Rear individual seat design)	
9	Remove ashtray housing or stowage compartment	Model 222.0 Model 222.1/9 except code 224 (Rear individual seat design) When replacing lower cover (4)	
10	Install in the reverse order		



452 589 01 63 00

Clip remover