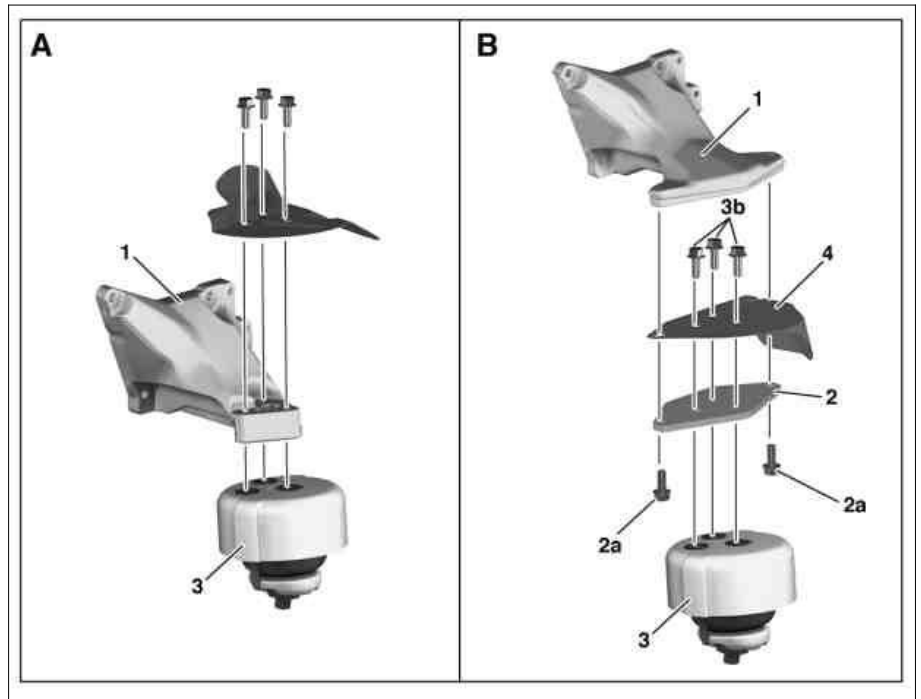


ENGINE 275.950 in MODEL 215.376, 220.176

ENGINE 275.980 in MODEL 215.379, 220.179

- 1 Engine support
- 2 Carrier plate
- 2a Bolt
- 3 Engine mount
- 3b Bolt
- 4 Heat shield

A Version without carrier plate
 B Version with carrier plate



P22.10-2216-06









P22.10-2217-07

- 1 Engine support
- 2 Carrier plate

2a Bolt

3a Bolt

	Remove/install		
Danger!	Risk of death caused by vehicle slipping or toppling off the lifting platform.	Align vehicle between columns of lifting platform and position four support plates below lifting platform support points specified by vehicle manufacturer.	AS00.00-Z-0010-01A
1	Open engine hood and raise to vertical position		AR88.40-P-1000M
2	Raise vehicle with lifting platform		
3	Remove rear and center section of lower engine compartment paneling		AR61.20-P-1105M
	Checking		
4	Check version (A, B) of engine support (1)	For engine supports (1) version (A): ↓ Remove engine and engine support (1) version (A) and replace by engine support (1) version (B). For engine supports (1) version (B): ↓ Perform steps 5.1 to 10.1.	AR22.10-P-4320IX
	Only perform work steps 5.1 to 10.1 on engine supports version (B)		
5.1	Remove complete exhaust system		AR49.10-P-7000IM
6.1	Remove bolts (3a)		*BA22.10-P-1001-01L
7.1	Remove engine trim panel	Engine 275.950 Engine 275.980	AR01.10-P-2405LA AR01.10-P-2405IM

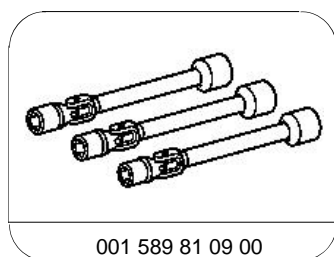
8.1	 Attach engine support frame and lift engine	 Engine support frame	AR33.10-P-0100-01R *WE58.40-Z-1027-11A
9.1	Remove bolts (2a) and remove engine mount (3) with carrier plate (2) and heat shield (4) to bottom rear	  Flexible head wrench set	*BA22.10-P-1002-02A *001589810900
10.1	Remove bolts (3b) and heat shield (4) as well as engine mount (3) from carrier plate (2)	 The engine mounts (3) should only be replaced in pairs. Pay attention to environmental protection regulations during disposal of engine mounts (3). Dispose engine mounts (3) to mixed scrap. 	*BA22.10-P-1020-01L
11	Install in the reverse order		

Engine support (engine side)

Number	Designation	Engine 275
BA22.10-P-1002-02A	Bolt, engine mount carrier plate at front on engine support	Stage 1 Nm 20
		Stage 2 Δ° 90

Engine mounts, engine supports

Number	Designation	Engine 275.950 980 / in model 215	Engine 275.950/980 in model 220
BA22.10-P-1001-01L	Bolt, front engine mounts to front axle carrier	Nm 35	35
BA22.10-P-1020-01L	Bolt, front engine mount to carrier plate	Nm 50	50



001 589 81 09 00

Flexible head wrench set

Workshop equipment

WE58.40-Z-1027-11A	Engine support frame
--------------------	----------------------