




Instructions on how to change the transmit and receive volume of a mobile phone using Bluetooth® with your Mercedes-Benz hands-free system.  
(All examples shown are using the Comand system)

Please follow the steps below to adjust the transmit and receive volume for your mobile phone (Apple iPhone 3G-S) using your Mercedes-Benz hands-free system.

To adjust the transmit and receive volume for your mobile phone Bluetooth® must be turned on in your mobile phone and the mobile phone must be connected to the Mercedes-Benz hands-free system via Bluetooth®. Please make sure to also read the operating and pairing instructions of the mobile phone.

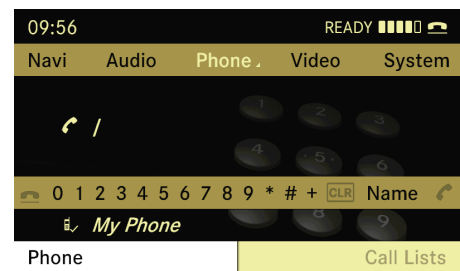
## Step 1

To get to the telephone screen of your Mercedes-Benz hands-free system press the "TEL" key located on the radio or select "Phone."



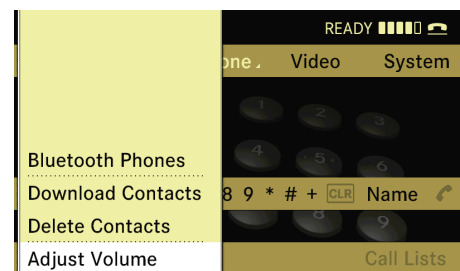
## Step 2

Select the "Phone" application located in the lower left corner.



## Step 3

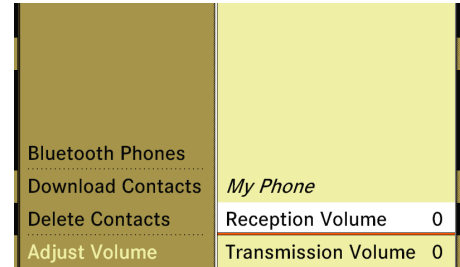
Select the telephone application "Adjust Volume"





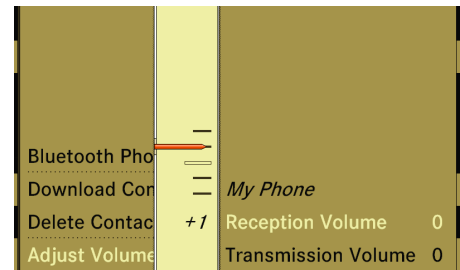
## Step 4

Select "Reception/Transmission Volume" from the menu.



## Step 5

Select the optimum value for the "Reception Volume."  
Transmission volume: +/- 0 Reception volume: +/- 0



## Step 6

To enter the optimum "Transmission Volume", repeat the steps 4 and 5.

## Step 7

By selecting the "Back" function the display of the Mercedes-Benz hands-free system will switch back to the main telephone screen.

