




AR68.10-P-1600R	Remove/install stowage compartment or beverage holder	22.12.00
-----------------	---	----------

MODEL 230.474 /475 /476 up to 14.1.04

- 1 Cup holder
- 2 Bolts



P68.10-2569-04

	Remove/Install		
1	Remove cover from center console	 Remove only until bolts (2) are accessible. Disconnect electrical connectors from center console cover only partially.	AR68.20-P-2350R
2	Unscrew bolts (2) and pull beverage holder (1) out of instrument panel		
3	Install in the reverse order		