


MODEL 215, 230 with CODE (487) Active Body Control (ABC)
 MODEL 220
 with CODE (487) Active Body Control (ABC)
 except CODE (979) Special protection version
 except CODE (Z04) Light armoring
 except CODE (Z07) Top protection

Shown on model 215 with engine 137

30a Power steering reservoir










P46.30-2063-01

Modification notes

23.4.06	Document adapted to the revised procedure		
---------	-------------------------------------------	--	--

	Charging		
⚠ Danger!	Risk of death caused by vehicle slipping or toppling off of the lifting platform.	Align vehicle between columns of vehicle lift and position four support plates at vehicle lift support points specified by vehicle manufacturer.	AS00.00-Z-0010-01A
⚠ Danger!	Risk of injury caused by fingers being pinched or crushed when removing, installing or aligning hoods, doors, trunk lids, tailgates or sliding roof.	Keep body parts and limbs well clear of moving parts.	AS00.00-Z-0011-01A
⚠ Danger!	Risk of injury to skin or eyes caused by hydraulic fluid spraying out under high pressure. Risk of poisoning caused by swallowing hydraulic fluid.	Depressurize the hydraulic system completely before starting any work on the system. Wear protective clothing and safety glasses.	AS00.00-Z-0013-01A
1	Hoist vehicle with lifting platform until wheels are free		
2	Fill expansion reservoir (30a) with MB-steering gear oil	<p>⚠ Do not start the engine! If the engine is started there is a risk of air entering the hydraulic steering system, which is then extremely difficult to remove.</p> <p>i Fill the expansion reservoir (30a) with MB steering gear oil up to approx. 10 mm below the top edge of the reservoir.</p> <p>i Refill with MB-steering gear oil continuously until the oil level remains constant.</p> <p>📄</p>	*BF46.20-P-1001-01A
	Bleeding		
3	Turn steering wheel from steering stop to steering stop	<p>⚠ Do not start the engine! If the engine is started there is a risk of air entering the hydraulic steering system, which is then extremely difficult to remove.</p> <p>i Slowly turn steering wheel from steering stop to steering stop until no more bubbles are ascertained in the expansion reservoir (30a)</p> <p>i Repeat turning the steering from stop to stop several times (up to 30 times). During this process, MB steering gear oil must be poured into the expansion reservoir (30a) by a second person.</p>	
⚠ Danger!	Risk of accident caused by vehicle starting off by itself when engine is running. Risk of injury caused by contusions and burns during starting procedure or when working near the engine as it is running	Secure vehicle to prevent it from moving by itself. Wear closed and snug-fitting work clothes. Do not touch hot or rotating parts.	AS00.00-Z-0005-01A
4	Start engine without moving the steering	i Allow engine to run for approx. 1 min at idle speed.	

		 During this process, a second person must observe the oil level in the expansion reservoir (30a) and add MB steering gear oil if necessary.	
5	Turn steering wheel from steering stop to steering stop	 When the engine is running, turn the steering wheel slowly several times from steering stop to steering stop, in the meantime refilling the expansion reservoir (30a) with MB steering gear oil.  Repeat the procedure until the oil level in the expansion reservoir (30a) remains constant and bubbles are no longer visible.	
	Checking		
6	Check oil level in expansion reservoir (30a) and fill to maximum fill level  AP Power steering - checking and correcting oil level	 The oil level in the expansion reservoir (30a) must always be filled up to the maximum level.	AP46.00-P-4611N
7	Check steering system when engine is running for signs of leaks and proper function	 In the event of leakage, find and eliminate cause.	
8	Lower vehicle		

Steering gear

Number	Designation			Model	Model	Model
				215	220 with code 487	230 with code 487
BF46.20-P-1001-01A	Power steering	Filling capacity	Liters	≈1.25	≈1.25	≈1.25
		MB steering gear oil	Sheet	BB00.40-P-0345-00A	BB00.40-P-0345-00A	BB00.40-P-0345-00A