
































- Picture -

Mode	MD mode	Mod. des. overview	SL ROADSTER
FIN/MD	WDB 2304751F061853	Catalog	65P
VIN	WDBSK75F33F061853	Major assembly:	
Sales designation	SL 500	Major assembly	MD
Assortment class	Car	Group	60 - SHELL
Market	North America	Subgroup	030 - EXPANSION PLUGS,GROMMETS
Picture number	B60030000106.050315		

 10	 15	 20	 30	 40	 50	 60	 80
 100	 110	 120	 140	 150	 155		 165
 170	 180	 190	 200	 210	 215	 220	 230
 240	 250	 260	 280	 300	 305	 310	

- Parts list -


Mode	MD mode	Mod. des. overview	SL ROADSTER
FIN/MD	WDB 2304751F061853	Catalog	65P
VIN	WDBSK75F33F061853	Major assembly:	
Sales designation	SL 500	Major assembly	MD
Assortment class	Car	Group	60 - SHELL
Market	North America	Subgroup	030 - EXPANSION PLUGS,GROMMETS

Item no.	Part number	Designation/description	Quantity	Version
10	N 915042 006000	STOP PLUG AT LEFT FRONT WHEELHOUSE 6.5 MM	001	
10	N 915042 006000	STOP PLUG AT FRONT RIGHT WHEELHOUSE 6.5 MM	001	
10	N 915042 006000	STOP PLUG SIDE MEMBER FRONT TOP 6.5 MM	001	
15	A 000 997 30 01	STOP PLUG A-PILLAR OUTSIDE 8 MM Code: -P99	002	
20	A 123 987 05 44	EXPANSION PLUG FOOT OPERATED PARKING BRAKE 10 MM	001	
20	A 110 987 00 39	STOP PLUG STEERING PASSAGE 10 MM  [002] To Chassis: F 140941 To Date: 31/10/2007	002	
30	A 000 997 46 86	STOP PLUG ENGINE MOUNTING 8.5 MM	006	
40	A 000 997 33 20	EXPANSION PLUG AT FRONT CROSS MEMBER 10 MM	002	
40	A 000 997 33 20	EXPANSION PLUG TO INTERMEDIATE PIECE LEFT 10 MM	002	
40	A 000 997 33 20	EXPANSION PLUG TO INTERMEDIATE PIECE RIGHT 10 MM	002	
40	A 000 997 33 20	EXPANSION PLUG AT LEFT SIDE MEMBER 10 MM	001	
40	A 000 997 33 20	EXPANSION PLUG AT RIGHT SIDE MEMBER 10 MM	001	
40	A 000 997 33 20	EXPANSION PLUG IN LONGITUDINAL MEMBER LEFT REAR 10 MM	002	
40	A 000 997 33 20	EXPANSION PLUG IN LONGITUDINAL MEMBER RIGHT REAR 10 MM	002	
40	A 000 997 33 20	EXPANSION PLUG IN REAR AXLE REINFORCEMENT LEFT 10 MM	001	
40	A 000 997 33 20	EXPANSION PLUG IN REAR AXLE REINFORCEMENT RIGHT 10 MM	001	
40	A 000 997 33 20	EXPANSION PLUG MAIN FLOOR 10 MM	001	
40	A 000 997 33 20	EXPANSION PLUG TO MUFFLER LEFT AND RIGHT 10 MM	002	
40	A 000 997 33 20	EXPANSION PLUG IN PARTITION WALL 10 MM	002	
40	A 000 997 33 20	EXPANSION PLUG MOUNTING DIAGONAL STRUT REAR 10 MM	002	
50	A 116 987 00 44	EXPANSION PLUG AT CROSS MEMBER BELOW REAR SEAT 13 MM	001	

50	A 116 987 00 44	EXPANSION PLUG B-PILLAR,OUTSIDE LEFT 13 MM	001
50	A 116 987 00 44	EXPANSION PLUG B-PILLAR,OUTSIDE RIGHT 13 MM	001
50	A 116 987 00 44	EXPANSION PLUG FASTENING HOLE REAR WALL 13 MM	002
60	A 110 987 10 44	EXPANSION PLUG LOCATING HOLE ABOVE REAR AXLE 15.5 MM	002
60	A 003 997 57 86	PLUG LEFT AND RIGHT SIDE MEMBERS 15 MM	004
60	A 110 987 10 44	EXPANSION PLUG IN PARTITION WALL 15.5 MM	001
60	A 003 997 57 86	PLUG IN THE LOCKING LUG 15 MM	002
60	A 003 997 57 86	PLUG IN LONGITUDINAL MEMBER LEFT REAR 15 MM	001
60	A 003 997 57 86	PLUG IN LONGITUDINAL MEMBER RIGHT REAR 15 MM	001
60	A 003 997 57 86	PLUG AT LEFT SIDE MEMBER 15 MM	001
60	A 003 997 57 86	PLUG AT RIGHT SIDE MEMBER 15 MM	001
60	A 003 997 57 86	PLUG TO CROSS MEMBER ABOVE REAR AXLE 15 MM	002
60	A 000 987 48 44	EXPANSION PLUG TO TUNNEL LEFT AND RIGHT 15.5 MM	002
60	A 000 987 48 44	EXPANSION PLUG ON TUNNEL 15.5 MM	002
60	A 003 997 57 86	PLUG AT CROSS MEMBER BELOW WINDSHIELD 15 MM	002
60	A 003 997 57 86	PLUG IN COMBINATION WITH FIREWALL AND TUNNEL 15 MM	001
60	A 003 997 57 86	PLUG IN FIRE WALL BOTTOM 15 MM	002
60	A 001 998 51 50	PLUG AT LEFT FRONT WHEELHOUSE 10 MM	001
60	A 110 987 00 39	STOP PLUG AT FRONT RIGHT WHEELHOUSE 10 MM	001
60	A 003 997 57 86	PLUG TO LEFT AND RIGHT LONGITUDINAL MEMBERS ON INSIDE 15 MM	004
60	A 003 997 57 86	PLUG TO LONGITUDINAL MEMBER OUTSIDE LEFT / RIGHT 15 MM	004
60	A 003 997 57 86	PLUG IN CROSSMEMBER FIREWALL 15 MM	004
60	A 000 987 48 44	EXPANSION PLUG A-PILLAR OUTSIDE 15.5 MM Replaced by: A 000 997 40 20	001
60	A 000 987 48 44	EXPANSION PLUG OUTSIDE RIGHT A-PILLAR 15.5 MM	001
80	A 003 997 57 86	PLUG IN SIDE MEMBER 15 MM	008
80	A 003 997 57 86	PLUG TO FLOOR LEFT REAR 15 MM	003
80	A 003 997 57 86	PLUG AT REAR FLOOR RIGHT 15 MM	003
80	A 003 997 57 86	PLUG IN THE LOCKING LUG 15 MM	001
80	A 003 997 57 86	PLUG AT LEFT SIDE MEMBER 15 MM	001

80	A 003 997 57 86	PLUG AT RIGHT SIDE MEMBER 15 MM	001
80	A 003 997 57 86	PLUG ON REAR END FLOOR, LATERAL 15 MM	001
80	A 003 997 57 86	PLUG REAR END FLOOR,LATERAL RIGHT 15 MM	001
80	A 003 997 57 86	PLUG IN LEFT LOCKING LUG 15 MM	002
80	A 003 997 57 86	PLUG IN RIGHT LOCKING LUG 15 MM	002
80	A 003 997 57 86	PLUG AT REAR CROSS MEMBER 15 MM	004
80	A 003 997 57 86	PLUG IN SPARE WHEEL WELL 15 MM	001
80	A 003 997 57 86	PLUG CROSS MEMBER BELOW REAR SEAT 15 MM	006
80	A 003 997 55 86	STOP PLUG AT CROSS MEMBER TOEBOARD 20 MM	003
80	A 003 997 55 86	STOP PLUG AT FIRE WALL, TOP 20 MM	007
80	A 003 997 55 86	STOP PLUG AT FIRE WALL 20 MM	002
80	A 003 997 55 86	STOP PLUG TO FIREWALL BOTTOM LEFT AND RIGHT 20 MM	002
80	A 003 997 55 86	STOP PLUG TO FIREWALL BOTTOM LEFT AND RIGHT 20 MM Code: -475-P99	002
80	A 003 997 55 86	STOP PLUG ON SIDE MEMBER FRONT BOTTOM LEFT/RIGHT 20 MM	004
80	A 003 997 55 86	STOP PLUG CONNECTED BOTTOM RIGHT 20 MM	001
80	A 003 997 55 86	STOP PLUG TO LEFT AND RIGHT LONGITUDINAL MEMBERS ON INSIDE 20 MM	008
80	A 003 997 55 86	STOP PLUG IN B-PILLAR, OUTSIDE RIGHT 20 MM	001
80	A 003 997 55 86	STOP PLUG IN B-PILLAR, OUTSIDE RIGHT 20 MM	001
80	A 003 997 55 86	STOP PLUG WHEELHOUSE, REAR LEFT, EXTERIOR 20 MM	002
80	A 003 997 55 86	STOP PLUG WHEELHOUSE, REAR RIGHT, EXTERIOR 20 MM	002
80	A 003 997 55 86	STOP PLUG IN LEFT FRONT WELD-ON PART 20 MM	002
80	A 003 997 55 86	STOP PLUG IN RIGHT FRONT WELD-ON PART 20 MM	002
80	A 003 997 55 86	STOP PLUG IN B-PILLAR, CENTER LEFT 20 MM	001
80	A 003 997 55 86	STOP PLUG IN B-PILLAR, CENTER RIGHT 20 MM	001
80	A 003 997 55 86	STOP PLUG TO REAR END CENTER ASSEMBLY 20 MM	004
80	A 003 997 55 86	STOP PLUG LONGITUDINAL MEMBER BOTTOM REAR 20 MM	002
80	A 003 997 55 86	STOP PLUG REAR INSIDE LEFT WHEELHOUSE 20 MM	001
80	A 003 997 55 86	STOP PLUG REAR INSIDE RIGHT WHEELHOUSE 20 MM	001
80	A 003 997 55 86	STOP PLUG REAR WHEELHOUSE 20 MM	002
80	A 003 997 55 86	STOP PLUG OUTER SIDE MEMBER 20 MM	005

80	A 003 997 55 86	STOP PLUG RIGHT SIDE MEMBER,OUTSIDE 20 MM	005
100	A 129 997 16 81	GROMMET AT LEFT FRONT WHEELHOUSE 22 MM Code: -P99	001
100	A 129 997 16 81	GROMMET AT FRONT RIGHT WHEELHOUSE 22 MM Code: -P99	001
110	A 009 997 29 81	GROMMET IN SPARE WHEEL WELL 26 MM	001
120	A 003 997 29 86	EXPANSION PLUG IN LONGITUDINAL MEMBER LEFT REAR 22.5 MM	001
120	A 003 997 29 86	EXPANSION PLUG IN LONGITUDINAL MEMBER RIGHT REAR 22.5 MM	001
140	A 003 997 53 86	STOP PLUG AT SIDE MEMBER	001
150	A 116 987 02 44	EXPANSION PLUG IN B-PILLAR, CENTER LEFT 24.5 MM	001
150	A 116 987 02 44	EXPANSION PLUG IN B-PILLAR, CENTER RIGHT 24.5 MM	001
150	A 116 987 02 44	EXPANSION PLUG IN OUTER LOCKING LUG, REAR RIGHT 24.5 MM	001
150	A 116 987 02 44	EXPANSION PLUG ON REAR END FLOOR, LATERAL 24.5 MM	001
155	A 000 987 47 44	EXPANSION PLUG A-PILLAR OUTSIDE 25 MM	008
155	A 000 987 47 44	EXPANSION PLUG LEFT SIDE MEMBER,OUTSIDE 25 MM	001
155	A 000 987 47 44	EXPANSION PLUG RIGHT SIDE MEMBER,OUTSIDE 25 MM	001
165	A 000 998 03 01	BUTTONABLE GROMMET DRAINING AT LEFT AND RIGHT, MAIN FLOOR PANEL 31 MM	002
165	A 000 998 03 01	BUTTONABLE GROMMET SPARE WHEEL WELL 22.5 MM	001
165	A 000 998 03 01	BUTTONABLE GROMMET	002
165	A 000 998 03 01	BUTTONABLE GROMMET TO RIGHT OUTSIDE LONG. MEMBER 26 MM	002
170	A 110 987 09 44	EXPANSION PLUG AT FIRE WALL, TOP 26.5 MM	001
180	A 116 997 34 81	GROMMET AT FIRE WALL, TOP 26.5 MM	001
190	A 220 987 00 44	EXPANSION PLUG IN FLOOR LEFT AND RIGHT 28 MM	002
200	A 008 997 98 81	GROMMET BETWEEN VEHICLE LIFTER FIXTURE AND SID WALL, LEFT 30 MM	002
200	A 008 997 98 81	GROMMET BETWEEN VEHICLE LIFTER SUPPORT AND SIDE WALL, RIGHT 30 MM	002
210	A 002 997 06 86	STOP PLUG MOUNTING FOR GARAGE JACK, SIDE, LEFT AND RIGHT 30 MM	004
215	A 123 997 29 81	GROMMET MAIN FLOOR,LEFT AND RIGHT 31 MM	002
220	A 000 997 40 20	EXPANSION PLUG ON MAIN FLOOR 30.5 MM	002
220	A 000 997 40 20	EXPANSION PLUG AT CROSS MEMBER TOEBOARD 30.5 MM	001
220	A 000 997 40 20	EXPANSION PLUG OUTER SIDE MEMBER 30.5 MM	008
220	A 000 997 40 20	EXPANSION PLUG IN CENTER FILL 30.5 MM	001

230	A 124 997 07 86	STOP PLUG CARGO SECURING, AT LEFT AND RIGHT BOTTOM LONGITUDINAL MEMBER 36X15 MM  [006] To Chassis: F 131134 To Date: 31/10/2006	002
230	A 124 997 07 86	STOP PLUG LONGITUDINAL MEMBER BOTTOM REAR 36X15 MM	002
230	A 113 987 00 44	EXPANSION PLUG 20.5 MM	002
240	A 100 987 00 44	EXPANSION PLUG IN SPARE WHEEL WELL 42 MM	002
250	A 110 987 06 44	EXPANSION PLUG IN TANK COVER 54 MM	001
260	A 000 997 65 20	EXPANSION PLUG IN B-PILLAR, CENTER LEFT 55X30 MM	001
260	A 000 997 65 20	EXPANSION PLUG IN B-PILLAR, CENTER RIGHT 55X30 MM	001
260	A 000 997 71 20	EXPANSION PLUG LEFT REAR SIDE MEMBER 90X50 MM	001
260	A 000 997 71 20	EXPANSION PLUG RIGHT REAR SIDE MEMBER	001
280	A 113 683 01 10	COVER IN SPARE WHEEL WELL 103 MM	001
305	A 230 427 02 96	BOOT ON TUNNEL	001
310	A 006 989 30 85	ADHESIVE TAPE IN A-PILLAR, TOP LEFT AND RIGHT EXTERIOR 46 MM	002