





AR68.10-P-1600RA	Remove/install stowage compartment or beverage holder	20.12.05
------------------	---	----------

## MODEL 230.4 as of 15.1.04

1 Beverage holder  
2 Bolt



P68.10-3290-04

 	Remove/install		
1	Loosen cover from center console until bolts (2) are accessible.	 Do not disconnect electrical connectors from center console cover.	<a href="#">AR68.20-P-2350RA</a>
2	Unscrew bolts (2) and pull beverage holder (1) out of instrument panel.		
3	Install in the reverse order		