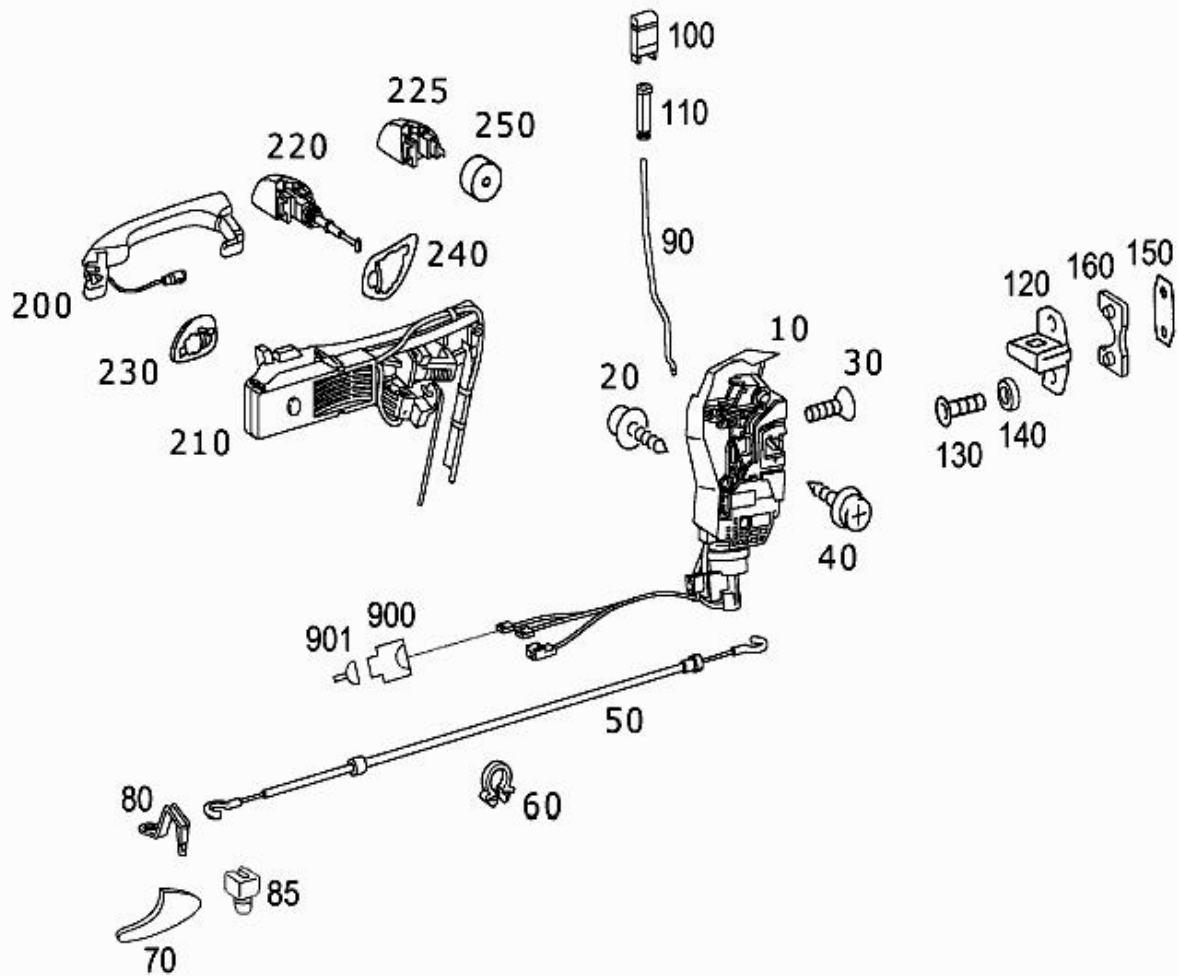








# - Picture -

<b>Mode</b>	MD mode	<b>Mod. des. overview</b>	SL ROADSTER
<b>FIN/MD</b>	WDB 2304751F013880	<b>Catalog</b>	65P
<b>VIN</b>	WDBSK75F83F013880	<b>Major assembly:</b>	
<b>Sales designation</b>	SL 500	<b>Major assembly MD</b>	
<b>Assortment class</b>	Car	<b>Group</b>	72 - FRONT DOORS
<b>Market</b>	North America	<b>Subgroup</b>	030 - CLOSING SYSTEM
<b>Picture number</b>	B72030000238.070621		





## - Parts list -

<b>Mode</b>	MD mode	<b>Mod. des. overview</b>	SL ROADSTER
<b>FIN/MD</b>	WDB 2304751F013880	<b>Catalog</b>	65P
<b>VIN</b>	WDBSK75F83F013880	<b>Major assembly:</b>	
<b>Sales designation</b>	SL 500	<b>Major assembly MD</b>	
<b>Assortment class</b>	Car	<b>Group</b>	72 - FRONT DOORS
<b>Market</b>	North America	<b>Subgroup</b>	030 - CLOSING SYSTEM

Item no.	Part number	Designation/description	Quantity	Version
10	A 230 720 05 35	<b>LOCK</b> LEFT	001	L
10	A 230 720 08 35	<b>LOCK</b> RIGHT	001	L
20	A 001 984 64 29	<b>HEXALOBULAR BOLT</b> DOOR LOCK COVER FASTENING M5X16	002	
30	A 215 984 00 29	<b>BOLT</b> DOOR LOCK TO DOOR M6X20	004	
40	N 000000 001475	<b>HEXALOBULAR BOLT</b> DOOR LOCK M6X12	002	
50	A 230 760 00 04	<b>PULL</b> LEFT AND RIGHT	002	
60	A 000 995 60 44	<b>CLAMP</b> PULLER FASTENING 6.5X12.8 MM	002	
70	A 230 766 01 24	<b>LEVER</b> INTERIOR HANDLE ASSEMBLY,LEFT	001	
70	A 230 766 02 24	<b>LEVER</b> INTERIOR HANDLE ASSEMBLY,RIGHT	001	
80	A 230 766 00 67	<b>SPINDLE</b> INTERIOR HANDLE ASSEMBLY	002	
85	A 202 997 12 81	<b>GROMMET</b> INTERIOR HANDLE ASSEMBLY	001	
90	A 230 723 01 39	<b>LOCKING ROD</b> INTERIOR HANDLE ASSEMBLY TO DOOR	002	
100	A 230 760 00 41 9051	<b>FUSE</b> ON LOCKING BAR Code: -P99  [901] Color footnote	002	
110	A 140 766 02 38	<b>BUSHING</b> TO LOCKING PIN	002	
120	A 215 720 00 04	<b>LOCKING EYE</b> LEFT AND RIGHT	002	
130	A 001 990 11 02	<b>HEXAL. SOCKET CSK. BOLT</b> LOCKING EYE AT B-PILLAR M8X20	002	
130	A 140 984 04 29	<b>BOLT</b> LOCKING EYE AT B-PILLAR M8X25  [007] To Chassis: F 169433 To Date: 28/12/2011	002	
140	A 215 766 00 97	<b>PAD</b> LEFT AND RIGHT	004	
150	A 201 723 00 11	<b>THREADED PLATE</b> LOCKING EYE	002	
160	A 140 723 02 11	<b>PLATE</b> AT LOCKING EYE Code: -P99	NB	
200	A 230 760 03 70 9744	<b>HANDLE</b> LEFT DOOR  [009, 902] Color footnote	001	
200	A 230 760 03 70 9999	<b>HANDLE</b> LEFT DOOR  [009, 903] Color footnote	001	
200	A 230 760 04 70 9744	<b>HANDLE</b> RIGHT DOOR  [009, 902] Color footnote	001	
200	A 230 760 04 70 9999	<b>HANDLE</b> RIGHT DOOR  [009, 903] Color footnote	001	

210	A 220 760 03 34	<b>BEARING CLAMP</b> LEFT	001	
210	A 220 760 04 34	<b>BEARING CLAMP</b> RIGHT	001	
220	A 230 760 03 77 9744	<b>GUIDE</b> LEFT [407, 429, 904] Color footnote	001	L
220	A 230 760 03 77 9744	<b>GUIDE</b> LEFT [407, 429, 902] Color footnote	001	L
220	A 230 760 03 77 9999	<b>GUIDE</b> LEFT [407, 429, 903] Color footnote	001	L
225	A 230 760 08 77 9744	<b>GUIDE</b> RIGHT [407, 902] Color footnote	001	L
225	A 230 760 08 77 9999	<b>GUIDE</b> RIGHT [407, 903] Color footnote	001	L
230	A 215 766 01 05	<b>PAD</b> FRONT LEFT	001	
230	A 215 766 02 05	<b>PAD</b> FRONT RIGHT	001	
240	A 215 766 03 05	<b>PAD</b> REAR LEFT	001	
240	A 215 766 04 05	<b>PAD</b> REAR RIGHT	001	
250	A 215 766 00 98	<b>SEAL</b> ON CYLINDER GUIDE LEFT	001	L
300	A 230 890 14 67 9744	<b>OUTFIT (LOCK,KEY,HANDLE)</b> Code: -889 [011, 013, 902] Color footnote	001	L
300	A 230 890 14 67 9999	<b>OUTFIT (LOCK,KEY,HANDLE)</b> Code: -889 [011, 013, 905] Color footnote	001	L
310	A 203 766 01 06	<b>KEY</b> MECHANICAL FOR EMERGENCY ACTUATION [011, 429, 013] To Chassis: F 122820 To Date: 30/03/200...	002	
320	A 204 905 11 04	<b>KEY</b> ELECTRONIC, NOT PROGRAMMED ES2:9999 Code: 494/763 [429, 013, 023] THEFT-RELEVANT PART	002	
320	A 204 905 11 04	<b>KEY</b> ELECTRONIC, PROGRAMMED Code: 494/763 [429, 020, 021, 013, 023] THEFT-RELEVANT PART	002	
325	A 000 905 00 39	<b>WORKSHOP KEY</b> WORKSHOP KEY; NOT PROGRAMMED ES2: 9999 [429, 013] THEFT-RELEVANT PART	001	
325	A 000 905 00 39	<b>WORKSHOP KEY</b> WORKSHOP CODE; PROGRAMMED [032, 429, 020, 021, 013] I	001	
330	A 203 766 49 06	<b>KEY</b> ELECTRONIC; NOT PROGRAMMED (EMERGENCY KEY) ES2:9999 Code: -889+494/-889+761 [015, 429, 013] To Chassis: F 160128 To Date: 31/07/200...	001	
330	A 203 766 49 06	<b>KEY</b> ELECTRONIC; PROGRAMMED (EMERGENCY KEY) Code: -889+494/-889+761 [015, 429, 020, 021, 013] To Chassis: F 160128 To Date:...	001	
340	A 000 828 03 88	<b>BATTERY UNIT</b> 3V, CR2025	001	
900	A 032 545 19 28	<b>PLUG HOUSING</b> LEFT DOOR LIFT SOLENOID 2-PIN MQS:L12	001	
900	A 032 545 19 28	<b>PLUG HOUSING</b> RIGHT DOOR LIFT SOLENOID 2-PIN MQS:L12/2 [035] CONNECTORS MUST ALSO BE ORDERED IN ACC. WITH THE TOTAL...	001	

901	A 000 540 45 05	<b>ELECTRICAL CABLE</b> 0.5 MM2 MQS  [035] CONNECTORS MUST ALSO BE ORDERED IN ACC. WITH THE TOTAL...	NB
901	A 000 540 46 05	<b>ELECTRICAL CABLE</b> 0.75 MM2 MQS  [035] CONNECTORS MUST ALSO BE ORDERED IN ACC. WITH THE TOTAL...	NB