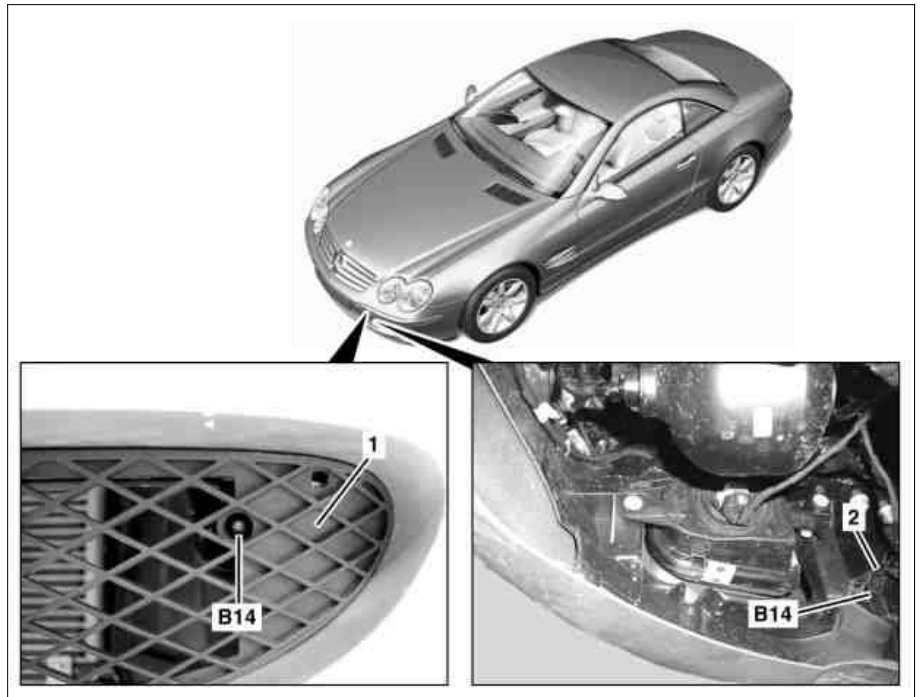


MODEL 230.4

Vehicles up to 28.2.06


- 1 Air inlet grille
- 2 Electrical connector
- B14 Outside temperature display temperature sensor



P54.30-4684-06

Vehicles as of 1.3.06 up to 28.1.08 without code (809) Model year 2009

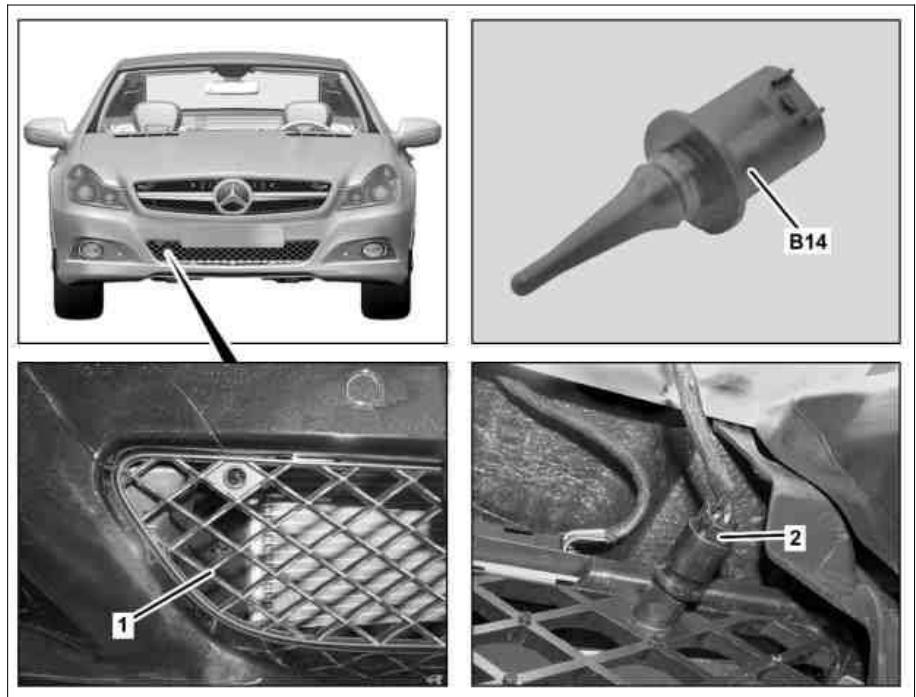
- 2 Electrical connector
- 3 Fog lamp cover
- B14 Outside temperature display temperature sensor



P54.30-9749-06

Vehicles as of 29.1.08 or with code (809)
Model year 2009

- 1 Air inlet grille
- 2 Electrical connector
- B14 Outside temperature display temperature sensor



P54.30-9748-06

☒ ☒	Remove/install		
1.1	Remove left front engine compartment paneling	For vehicles as of 1.3.06 up to 28.1.08 without code (809) Model year 2009	AR61.20-P-1105R
1.2	Remove center front engine compartment paneling	For vehicles up to 28.2.06 or vehicles as of 29.1.08 or with code (809) Model year 2009	AR61.20-P-1105R
2	Pull outside temperature indicator temperature sensor (B14) out of air inlet grille (1) or the front fog lamp covering (3)	<p>ⓘ Do not pull outside temperature indicator temperature sensor (B14) by the electrical line out of the air inlet grille (1) or the front fog lamp covering (3) as otherwise the electrical line may be damaged.</p> <p>i Installation: Hold the air inlet grille (1) or front fog lamp covering (3) when pressing-in the outside temperature indicator temperature sensor(B14), until the outside temperature indicator temperature sensor (B14) noticeably latches into place.</p>	
3	Unplug electrical connector (2) and remove outside temperature indicator temperature sensor (B14).		
4	Install in the reverse order		