
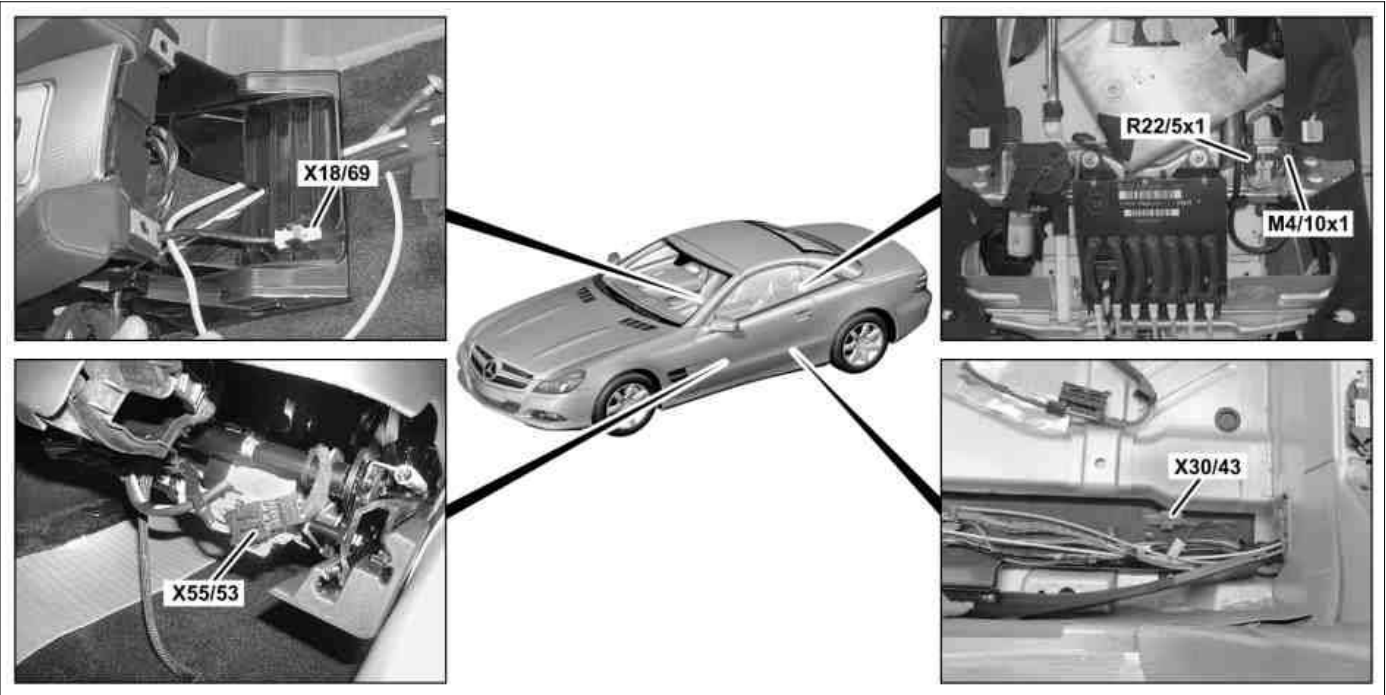



P54.18-3175-09




P54.18-4476-06




P54.18-4475-09



P54.18-3610-09



































































P54.18-4482-09



P54.18-4485-09

Code	Designation	Cable colors	Cable colors	Notes
A2/50x1	TELE AID backup antenna connector	—	— TR	
		—	S — TR	
B48/3x1	Belt tension sensor connector	—	1 — BNWH	
		—	2 — BUWH	
		—	3 — BKRD	
B48/4x1	Pressure sensor connector	—	1 — BNWH	
		—	2 — BUWH	
		—	3 — BKRD	
E17/11x1	Left door inside handle illumination connector	—	1 — RDBU	
		—	2 — BNBU	
H4/1x1	Left door speaker group connector	—	1 — BNOG	
		—	2 — OG	
		—	3 — BNOG	
		—	4 — OG	
H4/7x1	Left rear speaker connector	—	1 — RD	RD, COMAND

			— 2) BNRD	RD, COMAND
H4/7x1	Left rear speaker connector		— 1) BKGN — 2) BK	AGW, sound system AGW, sound system
L12x1	Left door KEYLESS-GO lift solenoid connector	GYBK — 1) GYBK PKBU — 2) PKBU		KG KG
M4/10x1	Left AIRSCARF fan motor connector		— 1) BUBK — 2) BUYE — 3) BUBN — 4) BUWH	
R3x1	Cigar lighter connector		— 1) BN — 2) GYBU — 3) BKGN	
R22/5x1	Left AIRSCARF heating element connector		— 1) BURD — 2) BN	
S47x1	Capacitive sensor and push contact connector	BN — 1) BN BU — 2) BU WHRD — 3) BUWH RD — 4) RDBU GYWH — 5) BN YE — 6) BUYE		KG KG KG KG KG KG
S69/11x1	Vario-roof "open/lowered" limit switch connector		— 1) BN — 2) VT	
X11/4	Data link connector		— 1) GNWH — 3) BKVT — 4) BN — 5) BNWH — 7) BU — 8) BU — 8) BKGN — 9) GN — 11) WHBU — 12) YERD — 13) YEBN — 15) PK — 16) RDGN	
X18/32	E-call/taillamp wiring harness connector	BNYE — 1) BNYE BKVT — 2) BKVT		E-Call USA E-Call USA
X18/69	Media interface connector		— X) BK — S) TR	
X28/8	Driver seat separation point/ETR [GUS] connector (2-pin)	VT — 1) VT GN — 2) GN		09/03 → 09/03 →
X28/8	Driver seat separation point/ETR [GUS] connector (2-pin)	BKBN — 1) BKBN BKWH — 2) BKWH		→ 08/03 → 08/03
X28/24	TELE AID digital crash input connector	BKWH — 1) BKWH		
X29/5	Armrest stowage compartment illumination intermediate connector	BN — 1) BN GYGN — 2) GYGN		
X30/8	Wake-up signal connector		— 1) BUBK — 2) BUBK — 3) BUBK — 4) BUBK — 5) BUBK — 6) BUBK — 7) BUBK — 8) BUBK — 9) — 10)	→ 02/08 → 02/08 → 02/08 → 02/08 → 02/08 → 02/08 → 02/08 → 02/08
X30/8(1)	Wake-up signal connector		— 1) BUBK — 2) BUBK — 3) BUBK	03/08 →
X30/8(2)	Wake-up signal connector		— 1) BUBK — 2) BUBK	03/08 →
X30/12	Radio 'mute' plug distributor	GYGN — 1) GYGN — 2)		

X30/14	Wake-up signal/diagnosis distributor connector	 1) BUBK ) BUBK  2) BUBK  3) BUBK  4) BUBK  5) BUBK  6) BUBK  7) YERD  8) YERD  9) YERD  10) YERD	
X30/15 X30/15(1)	Driver CAN B voltage distributor connector Driver CAN B voltage distributor connector	 1) BN  2) RD  2) BNRD	→ 05/02 06/02 →
X30/15(2)	Driver CAN B voltage distributor connector	 1) BN  2) RD  2) BNRD	→ 05/02 06/02 →
X30/15(3)	Driver CAN B voltage distributor connector	 1) BN  2) RD  2) BNRD	→ 05/02 06/02 →
X30/15(4)	Driver CAN B voltage distributor connector	 1) BN  2) RD  2) BNBK	RHD RHD → 05/02 RHD 06/02 →
X30/15 (5)	Driver CAN B voltage distributor connector	 1) BN  2) RD  2) BNRD	LHD LHD → 05/02 LHD 06/02 →
X30/15 (6)	Driver CAN B voltage distributor connector	 1) BN  2) RD  2) BNRD	RHD RHD → 05/02 RHD 06/02 →
X30/15 (7)	Driver CAN B voltage distributor connector	 1) BN  2) RD  2) BNRD	→ 05/02 06/02 →
X30/15 (8)	Driver CAN B voltage distributor connector	 1) BN  2) RD  2) BNRD	→ 05/02 06/02 →
X30/15(9)	Driver CAN B voltage distributor connector	 1) BN  2) RD  2) BNRD	→ 05/02 06/02 →
X30/15(10)	Driver CAN B voltage distributor connector	 1) BN  2) RD  2) BNRD	LHD LHD 05/02 → LHD 06/02 →
X30/15(11)	Driver CAN B voltage distributor connector	 1) BN  2) RD  2) BNBK	→ 05/02 06/02 →
X30/18 X30/18(1)	Left voltage distributor connector (CAN C) Left voltage distributor connector (CAN C)	 1) GN  2) GNWH	
X30/18(2)	Left voltage distributor connector (CAN C)	 1) GN  2) GNWH	
X30/18(3)	Left voltage distributor connector (CAN C)	 1) GN  2) GNWH	
X30/18(4)	Left voltage distributor connector (CAN C)	 1) GN  2) GNWH	
X30/18 (5)	Left voltage distributor connector (CAN C)	 1) GN  2) GNWH	ETC ETC
X30/18 (6)	Left voltage distributor connector (CAN C)	 1) GN  2) GNWH	DTR DTR
X30/18 (7)	Left voltage distributor connector (CAN C)	 1) GN  2) GNWH	ABC ABC
X30/18 (8)	Left voltage distributor connector (CAN C)	 1) GN  2) GNWH	
X30/18(9)	Left voltage distributor connector (CAN C)	 1) GN  2) GNWH	
X30/19 X30/19(1)	Potential distributor connector (CAN C), right Potential distributor connector (CAN C), right	 1) GN  2) GNWH	

		— 3) BNGN	
X30/19(2)	Potential distributor connector (CAN C), right	— 1) GN — 2) GNWH	
X30/19(3)	Potential distributor connector (CAN C), right	— 1) GN — 2) GNWH	
X30/19(4)	Potential distributor connector (CAN C), right	— 1) GN — 2) GNWH	
X30/19 (5)	Potential distributor connector (CAN C), right	— 1) GN — 2) GNWH	
X30/19 (6)	Potential distributor connector (CAN C), right	— 1) — 2)	
X30/19 (7)	Potential distributor connector (CAN C), right	— 1) GN — 2) GNWH	
X30/19(9)	Potential distributor connector (CAN C), right	— 1) GN — 2) GNWH	
X30/19(10)	Potential distributor connector (CAN C), right	— 1) GN — 2) GNWH	
X30/19(11)	Potential distributor connector (CAN C), right	— 1) — 2)	
X30/43	Wake-up connector	VT — 1) VT	
X35/66	Compact wiring harness and diagnostic module 2 separation point, cockpit	— 1) — 2) BKVT — 3) BKVT BKYE — 4) BKYE — 5) — 6) BU — 7) BU	
X35/71	RFL [FFZ] separation point	GYYE — 1) GYYE GYBK — 2) GYBK) GYBK	
X39/5	Handset transmitter and receiver connector	— 1) TR — 2) TR	
X39/5(1)	Handset transmitter and receiver connector	— 1) TR — 2) RDWH — 3) BUWH — 4) BKWH — 5) GNWH — 6) — 7) RD — 8) BU — 9) BK — 10) GN	
X39/5(2)	Handset transmitter and receiver connector	— 1) BNGN — 2) — 3) — 4) — 5) — 6) RDGN	
X39/29	Circuit 15R/58d connector	PKYE — 1) PKYE PKYE — GYBU — 2) GYBU GYBU —) GYBU	
X39/39	Handy connector	— X) TR — S) TR	
X39/40 X39/40(1)	Telephone circuit 15C connector Telephone circuit 15C connector	— 1) BU — 2) BK — 3) RDWH — 4) YE — 5) RD — 6) OG — 7) BN — 8) GN — 9) GYWH — 10) WH	
X39/47	Cell phone connector, rear armrest		

X39/47(1)	Cell phone connector, rear armrest	<p>— 1) GY</p> <p>— 2) PK</p> <p>— 3) GN</p> <p>— 4)</p>	
X39/47(2)	Cell phone connector, rear armrest	<p>— 1) RD</p> <p>— 2) WH</p> <p>— 3) YE</p> <p>— 4) BK</p> <p>— 5) BN</p> <p>— 6) BU</p> <p>— 7) OG</p> <p>— 8) VT</p> <p>— 9) TR</p> <p>— 10) TR</p>	
X39/47(3)	Cell phone connector, rear armrest	<p>— X) TR</p> <p>— S) TR</p>	
X39/50	Fiber optic cable connector (MOST)	<p>— 1) OG</p> <p>— 2) OG</p>	
X39/70	FFS [RBA} microphone array connector	<p>TR — 1) TR</p> <p>GY — 2) GY</p> <p>OG — 3) OG</p> <p>GN — 4) GN</p> <p>VT — 5) VT</p> <p>PK — 6) PK</p> <p>— 7)</p> <p>— 8)</p> <p>WH — 9) WH</p> <p>TR — 10) TR</p>	
X55/53	Left seat AIRSCARF separation point	<p>BURD — 1) RDYE</p> <p>BN — 2) BN</p> <p>BUYE — 3) BUYE</p> <p>BUBN — 4) BUBN</p> <p>BUWH — 5) BUWH</p> <p>BUBK — 6) BUBK</p>	
X99/5	KEYLESS-GO separation point	<p>BKGY — 1) BKGY</p> <p>BNBK — 2) BNBK</p>	KG KG
X137/1	VICS power supply separation point	<p>— 1) BN</p> <p>— 2) PKYE</p> <p>— 3) RDBU</p> <p>— 4)</p>	