

Document number: pe54.10-p-2101-97kc

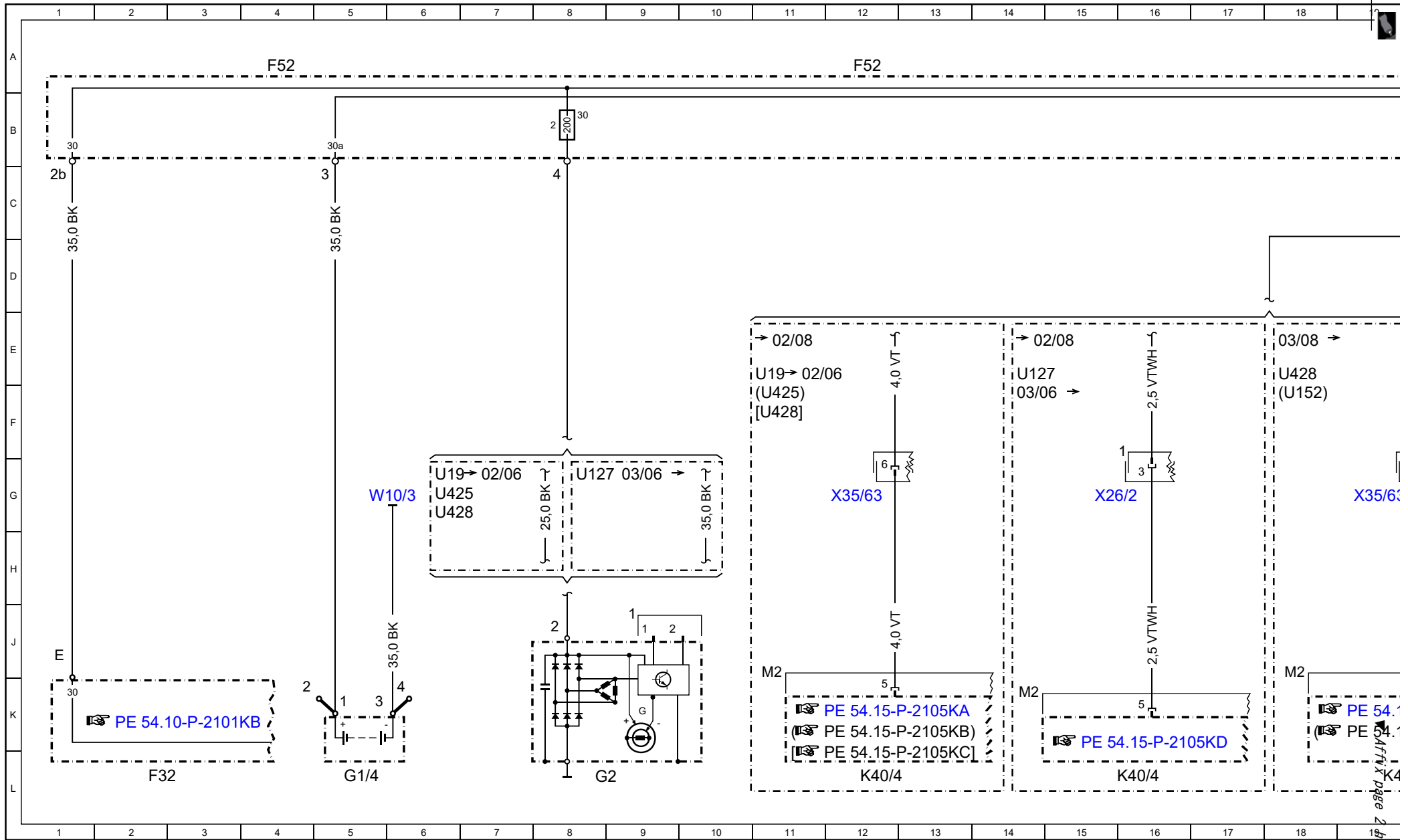
Document title: Wiring diagram of vehicle electrical system control unit

Code:	Designation:	Position:
A0	Color code key	
F32	Front prefuse	2L
F33	Rear prefuse box	60A
F33	Rear prefuse box	66A
F33f1	Fuse 1	65B
F33f2	Fuse 2	67B
F33f3	Fuse 3	69B
F52	Fuse through-plating	4A
F52	Fuse through-plating	12A
F52	Fuse through-plating	26A
F52	Fuse through-plating	20A
F52f1	Fuse 1	26B
F52f2	Fuse 2	8B
G1	On-board electrical system battery	28L
G1	On-board electrical system battery	57L
G1/4	Starter battery	5L
G2	Alternator	9L
K40/2	Driver-side fuse and relay module	46L
K40/2f11	Fuse 11	46L
K40/4	Passenger-side fuse and relay module	12L
K40/4	Passenger-side fuse and relay module	16L
K40/4	Passenger-side fuse and relay module	64L
K40/4	Passenger-side fuse and relay module	23L
K40/4	Passenger-side fuse and relay module	19L
K40/4	Passenger-side fuse and relay module	69L
K40/5	Rear fuse and relay module	38L
K40/5	Rear fuse and relay module	43L
K40/5f62	Fuse 62	38L
K40/5f62	Fuse 62	42L
K57	Battery cutoff relay	30L
K75	Circuit 15R/30 cutoff relay	33L
M1	Starter	26L
N73	EIS [EZS] control unit	54L
N82/1	Vehicle power supply control unit	28A
N82/1	Vehicle power supply control unit	36A
N82/1	Vehicle power supply control unit	45A
N82/1	Vehicle power supply control unit	52A
U127	Valid for engine 272, engine 273 KE	8G
U127	Valid for engine 272, engine 273 KE	40H

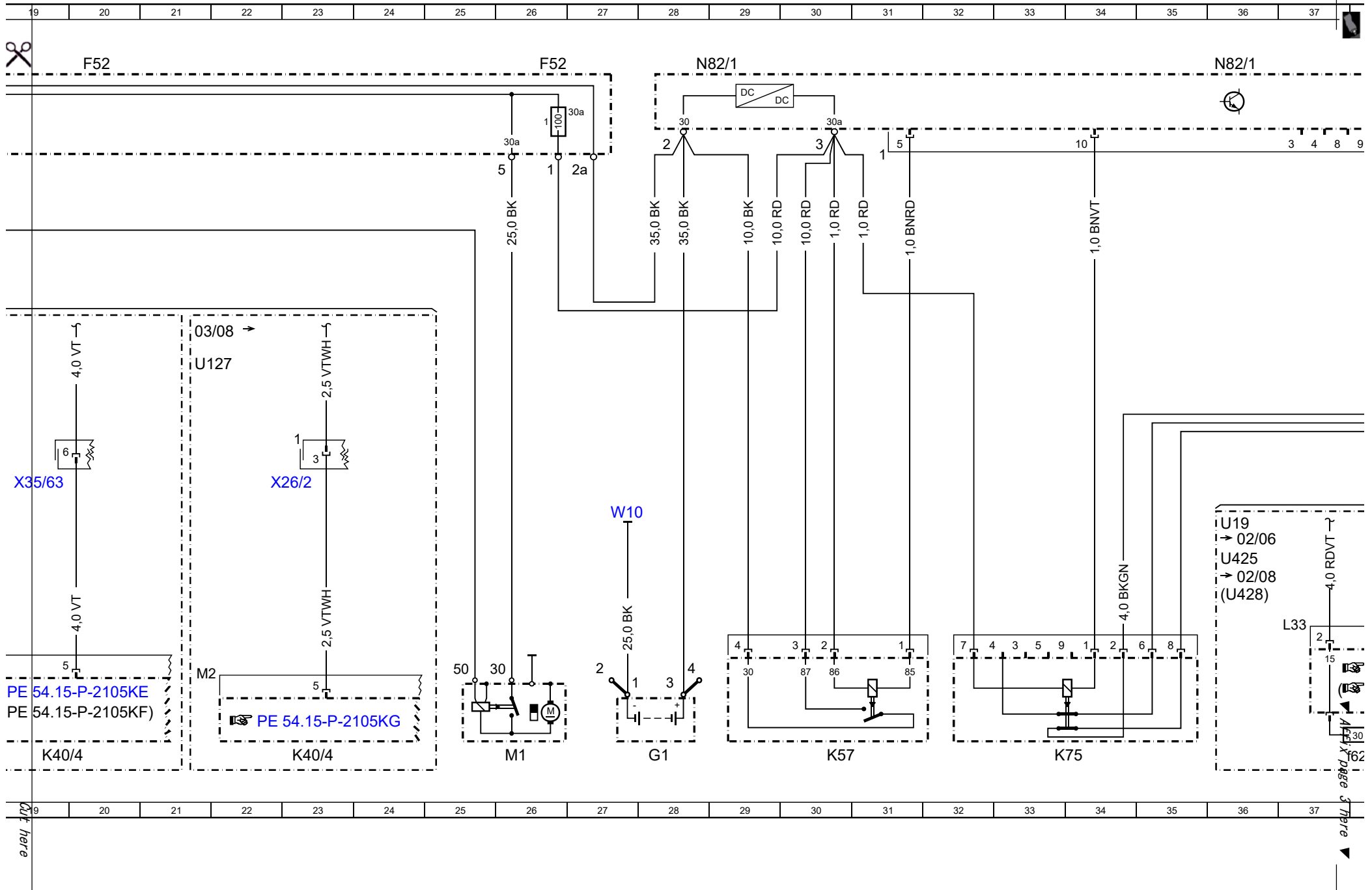
Document number: pe54.10-p-2101-97kc

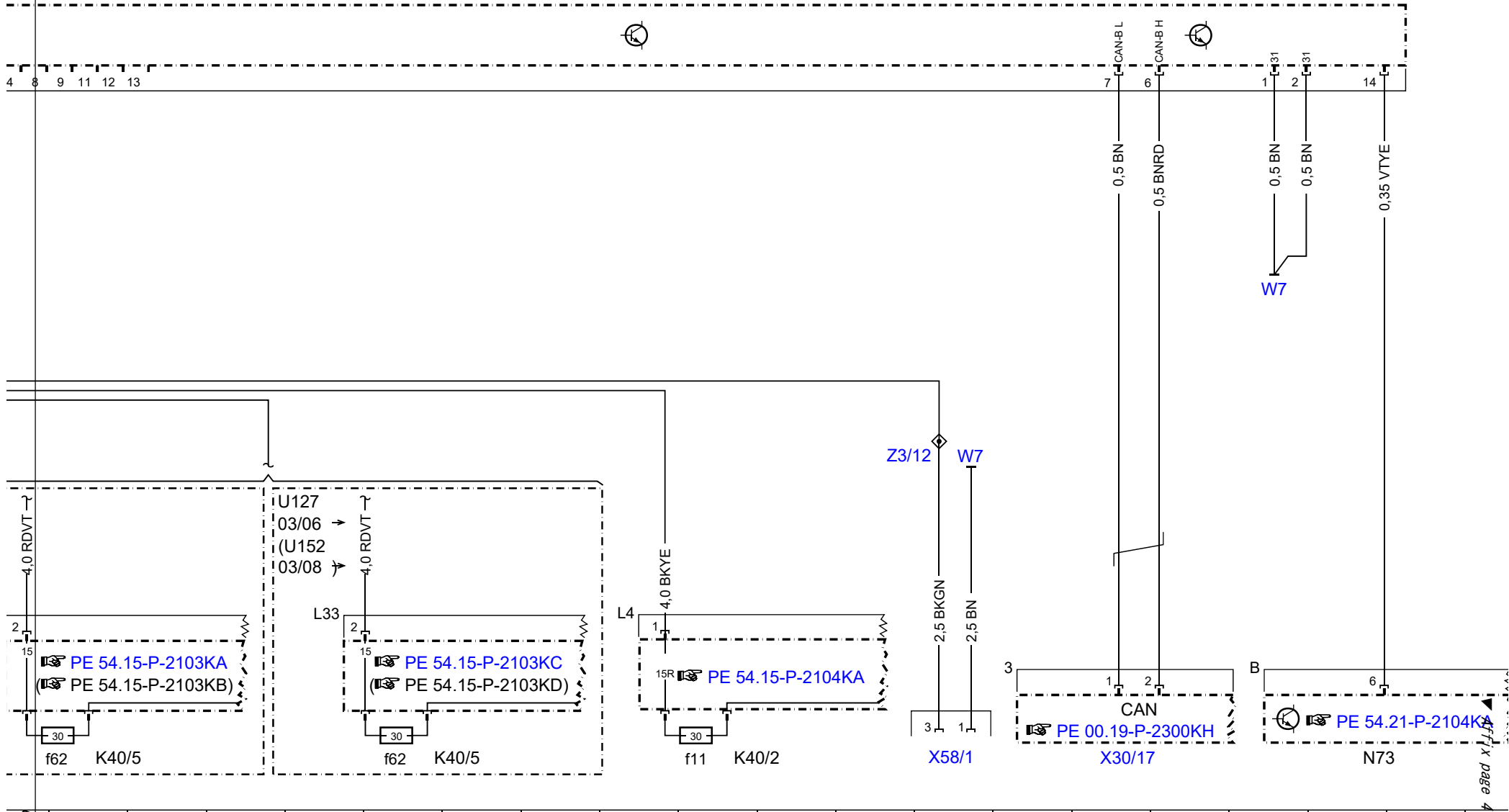
Document title: Wiring diagram of vehicle electrical system control unit

Code:	Designation:	Position:
U127	Valid for engine 272, engine 273 KE	14E
U127	Valid for engine 272, engine 273 KE	67G
U127	Valid for engine 272, engine 273 KE	21E
U127	Valid for engine 272, engine 273 KE	
U152	Valid for engine 156	18F
U152	Valid for engine 156	
U152	Valid for engine 156	
U19	Valid for M112.973, M113.963	6G
U19	Valid for M112.973, M113.963	36H
U19	Valid for M112.973, M113.963	11E
U19	Valid for M112.973, M113.963	61G
U425	Valid for SL 55 AMG	6G
U425	Valid for SL 55 AMG	36H
U425	Valid for SL 55 AMG	11F
U425	Valid for SL 55 AMG	61G
U428	Valid for SL 65 AMG and SL 600	6G
U428	Valid for SL 65 AMG and SL 600	36J
U428	Valid for SL 65 AMG and SL 600	67G
U428	Valid for SL 65 AMG and SL 600	18E
U428	Valid for SL 65 AMG and SL 600	
W10	Ground (battery)	27H
W10	Ground (battery)	57H
W10/3	Ground (starter battery partition wall)	5G
W7	Ground (right wheelhouse in luggage compartment)	49G
W7	Ground (right wheelhouse in luggage compartment)	53E
X26/2	Engine separation point connector	15G
X26/2	Engine separation point connector	23G
X30/17	Rear voltage distributor (CAN B) connector	51L
X35/63	Control unit box/engine separation point	12G
X35/63	Control unit box/engine separation point	19G
X58/1	Interior socket	49L
Z3/12	Circuit 15R connector sleeve	48G
Z4/4	Circuit 30Z connector sleeve (solder connector in harness)	69E



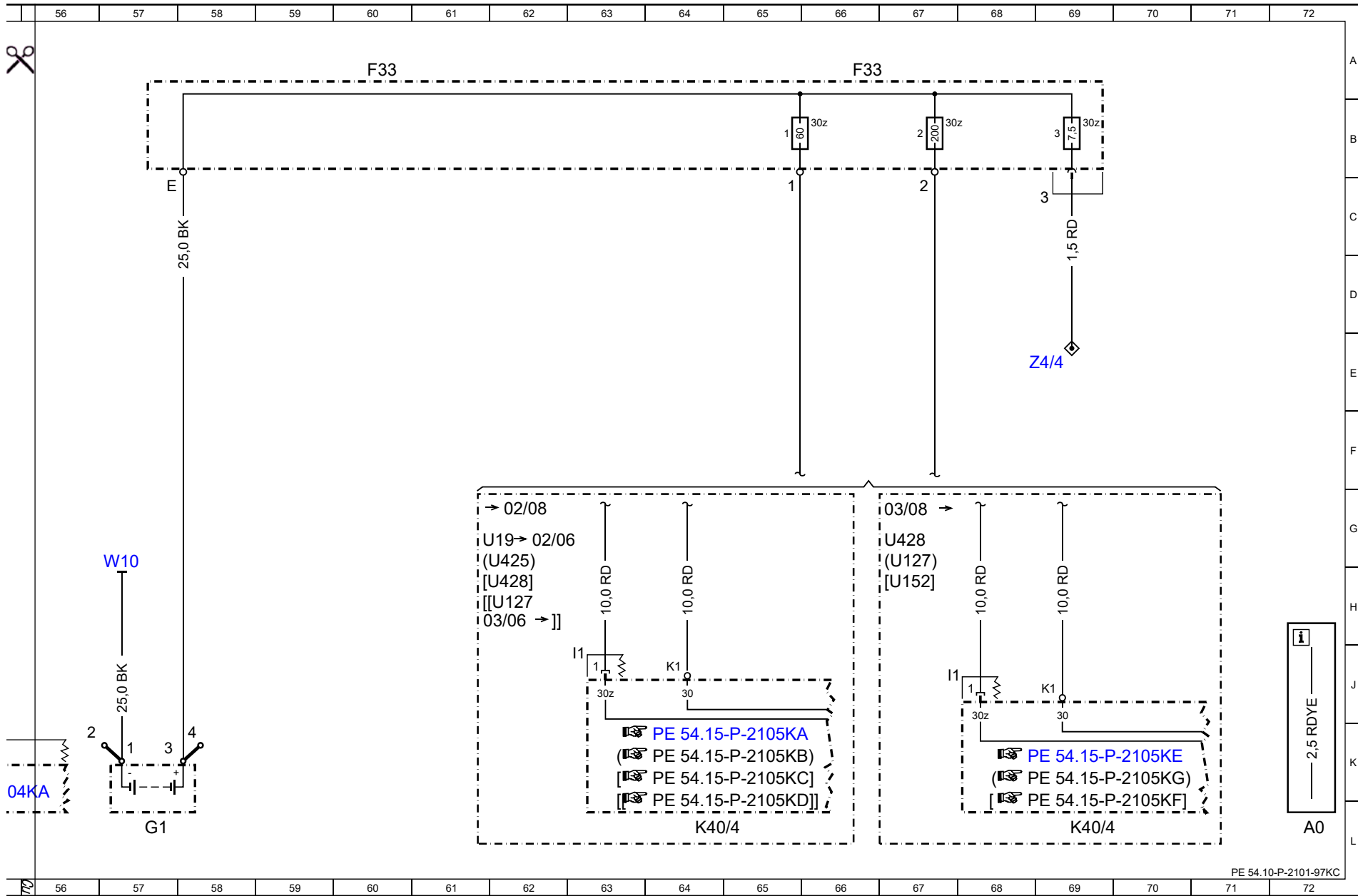
Affix page 2 here






Cut here

Affix page 4 here



PE 54.10-P-2101-97KC



cut here