

**Document number:** pe54.10-p-2101-97kb

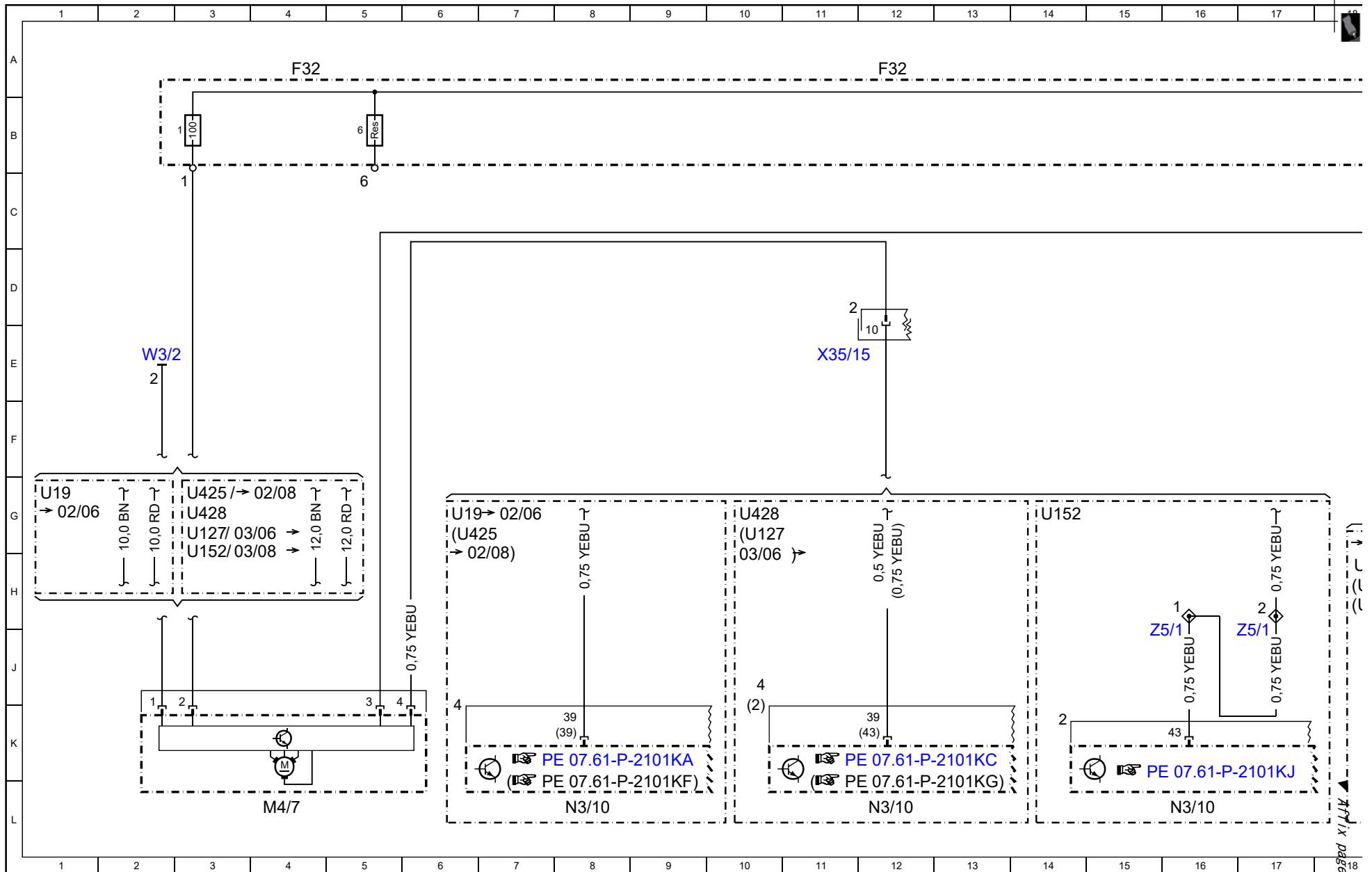
**Document title:** Wiring diagram of vehicle electrical system control unit

<b>Code:</b>	<b>Designation:</b>	<b>Position:</b>
A0	Color code key	
A32	Heating systems recirculation unit	48L
A7/3	SBC hydraulic unit	51L
F32	Front prefuse	4A
F32	Front prefuse	12A
F32	Front prefuse	20A
F32	Front prefuse	28A
F32	Front prefuse	36A
F32	Front prefuse	53A
F32	Front prefuse	45A
F32f1	Fuse 1	3B
F32f2	Fuse 2	39B
F32f3	Fuse 3	41B
F32f4	Fuse 4	54B
F32f5	Fuse 5	48B
F32f6	Fuse 6	5B
F32f7	Fuse 7	51B
F52	Fuse through-plating	58L
K40/2	Driver-side fuse and relay module	45L
K40/4	Passenger-side fuse and relay module	20L
K40/4	Passenger-side fuse and relay module	24L
K40/4	Passenger-side fuse and relay module	34L
K40/4	Passenger-side fuse and relay module	38L
K40/4	Passenger-side fuse and relay module	41L
K40/4	Passenger-side fuse and relay module	29L
K40/4f43	Fuse 43	26L
K40/4f43	Fuse 43	31L
K40/4f49	Fuse 49	20L
M4/7	Engine and AC electric suction fan with integrated control	4L
N3/10	ME-SFI [ME] control unit	8L
N3/10	ME-SFI [ME] control unit	12L
N3/10	ME-SFI [ME] control unit	16L
N73	EIS [EZS] control unit	55L
U12	Valid for left-hand drive vehicles	39D
U127	Valid for engine 272, engine 273 KE	3G
U127	Valid for engine 272, engine 273 KE	40H
U127	Valid for engine 272, engine 273 KE	28H
U127	Valid for engine 272, engine 273 KE	
U127	Valid for engine 272, engine 273 KE	

**Document number:** pe54.10-p-2101-97kb

**Document title:** Wiring diagram of vehicle electrical system control unit

<b>Code:</b>	<b>Designation:</b>	<b>Position:</b>
U127	Valid for engine 272, engine 273 KE	
U13	Valid for right-hand drive vehicles	40D
U13	Valid for right-hand drive vehicles	39D
U152	Valid for engine 156	3H
U152	Valid for engine 156	14G
U152	Valid for engine 156	
U152	Valid for engine 156	
U19	Valid for M112.973, M113.963	1G
U19	Valid for M112.973, M113.963	6G
U19	Valid for M112.973, M113.963	18H
U19	Valid for M112.973, M113.963	33G
U425	Valid for SL 55 AMG	3G
U425	Valid for SL 55 AMG	18H
U425	Valid for SL 55 AMG	23H
U425	Valid for SL 55 AMG	
U425	Valid for SL 55 AMG	
U428	Valid for SL 65 AMG and SL 600	3G
U428	Valid for SL 65 AMG and SL 600	18H
U428	Valid for SL 65 AMG and SL 600	10G
U428	Valid for SL 65 AMG and SL 600	23H
U428	Valid for SL 65 AMG and SL 600	36H
U428	Valid for SL 65 AMG and SL 600	40H
U428	Valid for SL 65 AMG and SL 600	28H
W3/2	Ground (left front wheelhouse)	2E
W34/1	Ground (electronics - left footwell)	47E
W34/2	Ground (electronics - right footwell)	47E
W36	Ground (right footwell)	47G
W37	Ground (left footwell)	47G
X151	SBC feed circuit 30 connector	51G
X35/15	Module box separation point	11E
Z4/4	Circuit 30Z connector sleeve (solder connector in harness)	56G
Z5/1	Blower/fan connector sleeve	16J
Z5/1	Blower/fan connector sleeve	17J

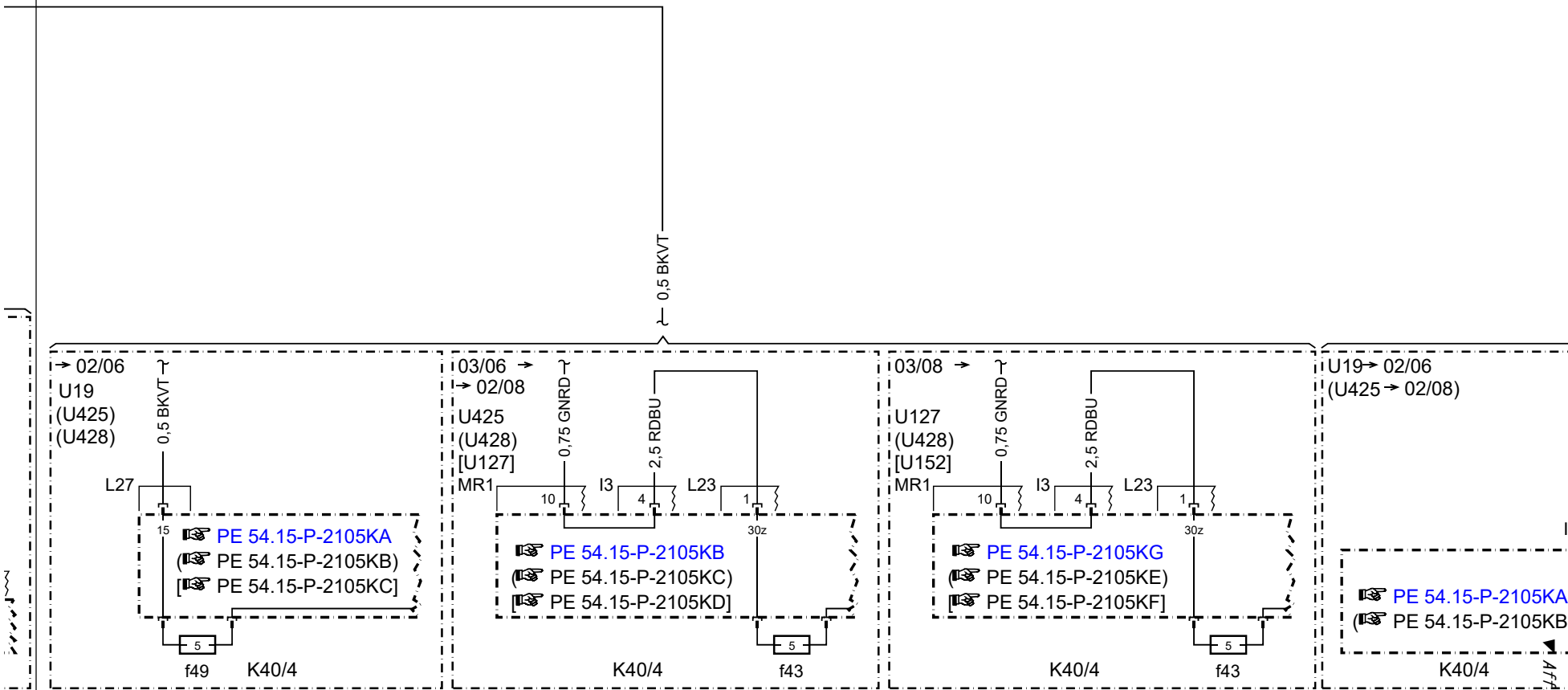


Fix page 2 here



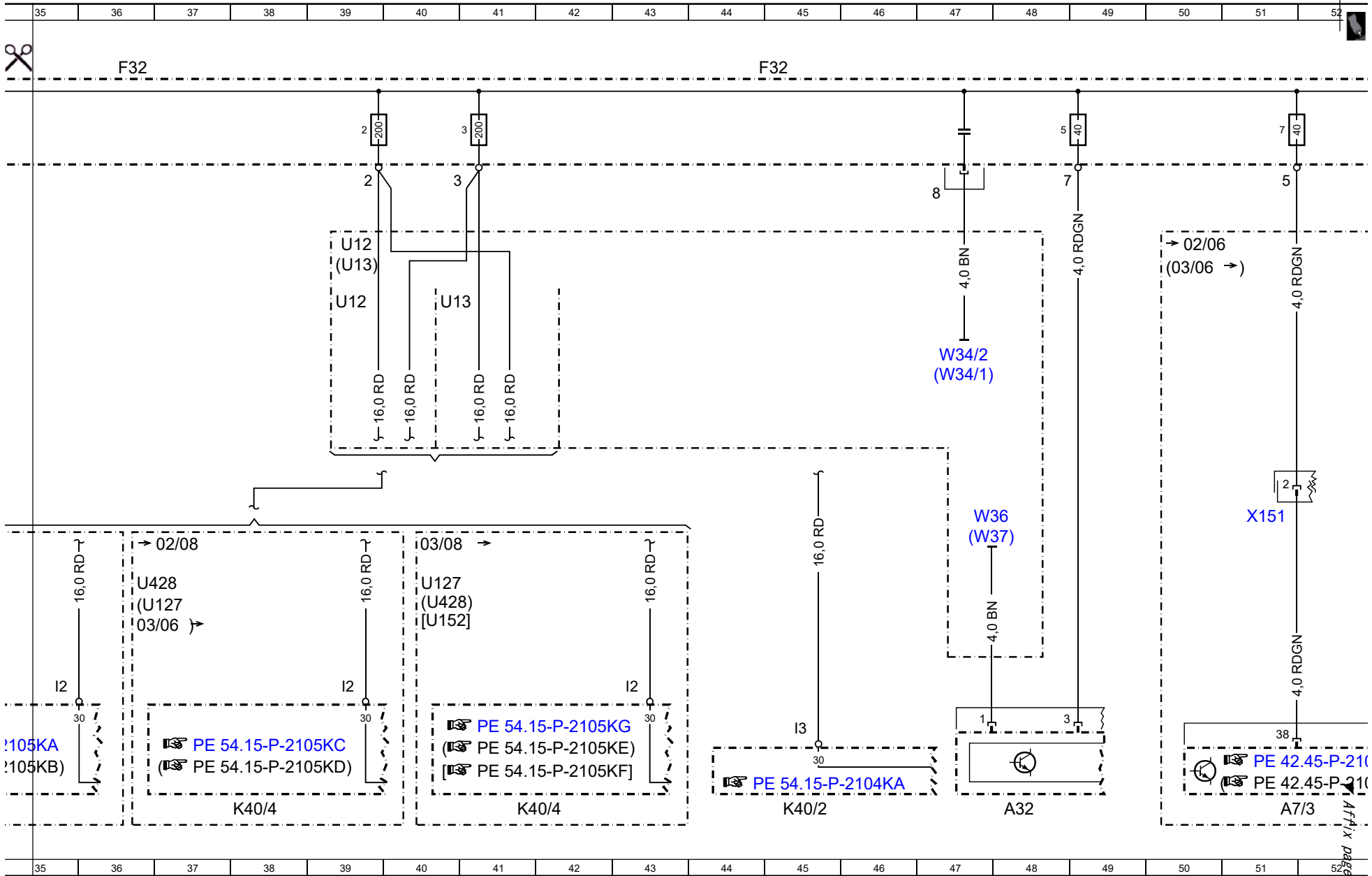
F32

F32



Out here

Affix page 3 here



35 36 37 38 39 40 41 42 43 44 45 46 47 48 49 50 51 52

35 36 37 38 39 40 41 42 43 44 45 46 47 48 49 50 51 52

Out here

Page 4 here

