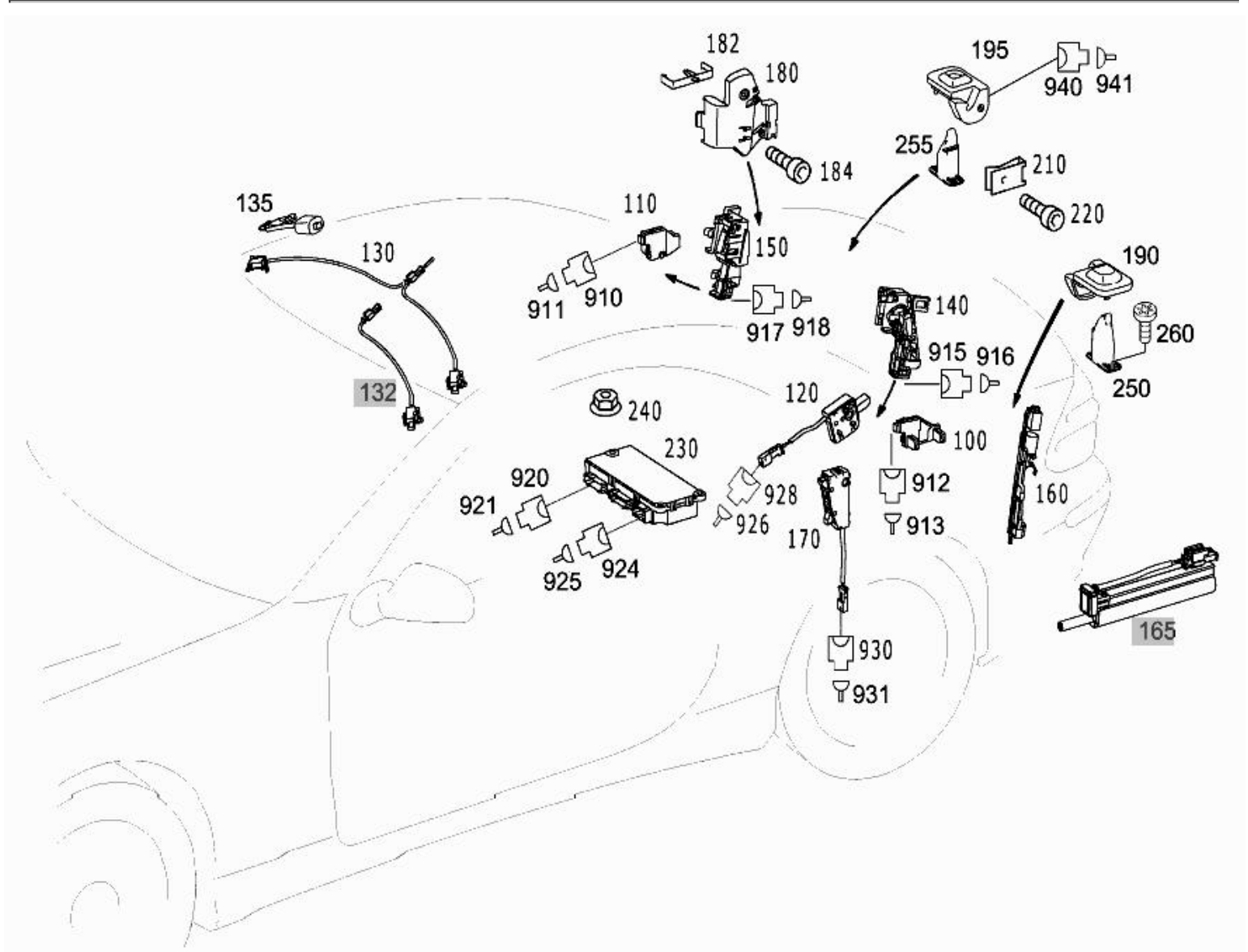




- Picture -



Mode	MD mode	Mod. des. overview	SL ROADSTER
FIN/MD	WDB 2304751F059630	Catalog	65P
VIN	WDBSK75F63F059630	Major assembly:	
Sales designation	SL 500	Major assembly	MD
Assortment class	Car	Group	82 - ELECTRICAL SYSTEM
Market	North America	Subgroup	425 - VARIO ROOF CONTROL
Picture number	B82425000004.110929		



- Parts list -

Mode	MD mode	Mod. des. overview	SL ROADSTER
FIN/MD	WDB 2304751F059630	Catalog	65P
VIN	WDBSK75F63F059630	Major assembly:	
Sales designation	SL 500	Major assembly	MD
Assortment class	Car	Group	82 - ELECTRICAL SYSTEM
Market	North America	Subgroup	425 - VARIO ROOF CONTROL

Item no.	Part number	Designation/description	Quantity	Version
10	A 230 540 77 06	WIRING HARNESS REAR LID  [180, 181] From Chassis: F 008771 From Date: 03/01/2002	001	
100	A 230 820 50 10	SWITCH LEFT SIDE FLAP LIMIT SWITCH, FOLDED-DOWN/POPPED UP, Code: -P99	001	
110	A 230 820 70 10	SWITCH RIGHT SIDE FLAP LIMIT SWITCH, FOLDED-DOWN/POPPED UP, Code: -P99	001	
120	A 230 820 42 10	SWITCH LIMIT SWITCH ROOF OPEN/RETRACTED, TO MAIN BEARING LEFT Code: -P99	001	
130	A 230 820 65 10	SWITCH LIMIT SWITCH ROOF LOCKED LEFT AND RIGHT FRONT Code: -P99  [011, 193] To Chassis: F 089503 To Date: 30/07/2004 ...	001	
135	A 230 821 47 51	SWITCH FOLDING ROOF CLOSED, RIGHT	001	
140	A 230 820 48 10	SWITCH FOLDING ROOF CLOSED, LEFT Code: -P99	001	
150	A 230 820 68 10	SWITCH FOLDING ROOF CLOSED, RIGHT Code: -P99	001	
160	A 230 820 49 10	SWITCH LIMIT SWITCH TUBULAR FRAME TRUNK LID, TO HYDRAULIC CYLINDER LEFT Code: -P99	001	
170	A 230 820 46 10	SWITCH LIMIT SWITCH LOAD ASSIST "UP/DOWN" TO MAIN BEARING LEFT Code: -P99	001	
180	A 230 820 53 10	SWITCH PUSHBUTTON TRUNK LID "OPEN" TO MAIN BEARING RIGHT Code: -P99	001	
182	A 230 820 03 97	SWITCH OPERATING LEVER FOR ELECTRICAL PUSHBUTTON Code: -P99	001	
184	A 001 984 74 29	. BOLT FASTENING SWITCH M4X12	001	
190	A 230 694 00 14	BRACKET RES. TRUNK PARTITION, IN LEFT SIDE PANELING	001	

195	A 230 820 52 10	BRACKET RES. TRUNK PARTITION, IN RIGHT SIDE PANELING WITH SWITCH	001
210	A 004 994 14 45	LOCK NUT BRACKET MOUNTING M6	002
220	N 000000 001147	HEXALOBULAR BOLT BRACKET MOUNTING M6X20	002
230	A 230 820 55 26	CONTROL UNIT IN REAR FOR SOFT-TOP HYDRAULICS Code: -809-881-P99  Note: 052813.1	001
240	N 910112 006001	HEXAGON NUT CONTROL UNIT FIXTURE M6 Code: -P99	003
250	A 230 758 01 72 9C75	BUFFER LEFT Code: -P99  [914] Color footnote	001
255	A 230 758 02 72 9C75	BUFFER RIGHT Code: -P99  [914] Color footnote	001
260	N 000000 001147	HEXALOBULAR BOLT FASTENING BUFFER M6X20 Code: -P99	004
900	A 037 545 20 28	PLUG SEPARATION POINT TRUNK LID 6 PIN SLK2.8	001
901	A 035 545 73 28	FLAT PLUG TERMINAL 0.5-1.0 MM2 SLK2.8	NB
905	A 220 545 92 28	PIN BUSHING HOUSING SEPARATION POINT TRUNK LID 14 PIN SLK2.8	001
906	A 035 545 73 28	FLAT PLUG TERMINAL 0.5-1.0 MM2 SLK2.8	NB
910	A 028 545 84 28	PIN BUSHING HOUSING LIMIT SWITCH SIDE FLAP RIGHT, FOLD-IN/OUT, 4-PIN 4-PIN MQS;S127/1	001
911	A 016 545 41 26	FEMALE CONTACT RIGHT SIDE FLAP LIMIT SWITCH, FOLDED-DOWN/POPPED UP, 0.25-0.5 MM2 MQS;S127/1	NB
912	A 029 545 55 28	PIN BUSHING HOUSING LEFT SIDE FLAP LIMIT SWITCH, FOLDED-DOWN/POPPED UP, 3-PIN MQS;S126/1	001
913	A 016 545 41 26	FEMALE CONTACT LEFT SIDE FLAP LIMIT SWITCH, FOLDED-DOWN/POPPED UP, 0.25-0.5 MM2 MQS;S126/1	NB
915	A 030 545 28 28	SOCKET HOUSING FOLDING ROOF COVER LOCKED LIMIT SWITCH, LEFT 2-PIN MQS;S118/1	001
916	A 008 545 55 26	CONTACT BUSHING FOLDING ROOF COVER LOCKED LIMIT SWITCH, LEFT 0.75 MM2 MQS;S118/1	NB
917	A 030 545 28 28	SOCKET HOUSING FOLDING ROOF COVER LOCKED LIMIT SWITCH , RIGHT 2-PIN MQS;S118/2	001
918	A 008 545 55 26	CONTACT BUSHING FOLDING ROOF COVER LOCKED LIMIT SWITCH , RIGHT 0.75 MM2 MQS;S118/2	NB
920	A 168 545 08 28	PLUG HOUSING FOLDING TOP CONTROL UNIT 52 PIN MQS;N52	001
921	A 008 545 55 26	CONTACT BUSHING FOLDING TOP CONTROL UNIT 0.75 MM2 MQS;N52	NB

921	A 000 540 46 05	ELECTRICAL CABLE FOLDING TOP CONTROL UNIT 0.75 MM2 MQS;N52 [012] CONNECTORS MUST ALSO BE ORDERED IN ACC. WITH THE TOTAL...	NB
924	A 220 545 37 28	PIN BUSHING HOUSING FOLDING TOP CONTROL UNIT 14-PIN SLK2.8;N52	001
925	A 013 545 16 26	FEMALE CONTACT FOLDING TOP CONTROL UNIT 1.5-2.5 MM2 SLK2.8;N52	NB
926	A 008 545 55 26	CONTACT BUSHING VARIO ROOF "RETRACTED" LIMIT SWITCH 0.75 MM2 MQS;S69/11	NB
928	A 030 545 28 28	SOCKET HOUSING VARIO ROOF "RETRACTED" LIMIT SWITCH 2-PIN MQS;S69/11	001
930	A 029 545 55 28	PIN BUSHING HOUSING LOAD ASSIST LIMIT SWITCH "UP/DOWN" 3-PIN MQS;S117	001
931	A 008 545 55 26	CONTACT BUSHING LOAD ASSIST LIMIT SWITCH "UP/DOWN" 0.75 MM2 MQS;S117	NB
938	A 035 545 96 28	CONTACT SPRING SEPARATION POINT TRUNK LID 14-PIN 3-PIN;X8/4	NB
938	A 035 545 74 28	FLAT PLUG TERMINAL SEPARATION POINT TRUNK LID 14-PIN 1.5-2.5 MM2 SLK2.8;X8/4	NB
938	A 035 545 96 28	CONTACT SPRING SEPARATION POINT TRUNK LID 6-PIN 3-PIN;X8/4	NB
940	A 030 545 28 28	SOCKET HOUSING SEPARATION RESIDUAL TRUNK, IN RIGHT SIDE PANELING 2-PIN MQS;S69/10	001
941	A 008 545 55 26	CONTACT BUSHING SEPARATION RESIDUAL TRUNK, IN RIGHT SIDE PANELING 0.75 MM2 MQS;S69/10	NB
952	A 037 545 94 28	HOUSING SEPARATION POINT TRUNK LID 6-PIN 6-PIN SLK2.8;X8/4	001
954	A 220 545 92 28	PIN BUSHING HOUSING SEPARATION POINT TRUNK LID 14-PIN 14 PIN SLK2.8;X8/4	001