

# SL Roadster



R231

Model Year 2020

*All Content Subject to Change*

Mercedes-Benz  
The best or nothing.





## Important note

The information presented in this guide is based on the most current information available and is intended for internal use only. Mercedes-Benz reserves the right to make changes at any time, without notice, to colors, materials, equipment, special specifications and models.

Pricing may not yet be finalized for some models or options.

Due to variances among monitors and printers the colors that appear on your screen and printouts may not be exact.

For illustrative purposes, some images may show vehicles with European Specification.

## Revision History

<i>Date</i>	<i>Changes</i>
02/25/2019	Publish DOG



## *SL 450 & SL 550*

---




Models



What's new



Standard Equipment



Exterior Paint Colors



Wheels



Interior Upholstery



Interior Trims



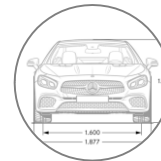
Option Packages



Stand-Alone Options



Options in Detail



Specifications



*SL 450 (231.466)*

- MSRP \$95,100
- 3.0L V6 biturbo engine
- 362 hp
- 369 lb-ft
- Launch date: Q3 2019



*SL 550 (231.473)*

- MSRP \$114,700
- 4.7L V8 biturbo engine
- 449 hp
- 516 lb-ft
- Launch date: Q3 2019



## *Standard Equipment*

DP1 Premium Package now standard on all models:

- U28 – Grey-Painted Brake Calipers & Perforated Brake Disks
- 235 – Active Parking Assist
- 401 – Heated & Active Ventilated Front Seats
- 403 – AIRSCARF®
- 432 – Active Multicontour Seats with Massage
- 881 – Electronic Trunk Closer
- 889 – KEYLESS GO® with HANDS-FREE ACCESS



## *Performance & Handling*

- 3.0L V6 biturbo engine (362 hp, 369 lb-ft) (SL 450)
- 4.7L V8 biturbo engine (449 hp, 516 lb-ft) (SL 550)
- 19" Light Alloy Wheels
- 9G-TRONIC 9-Speed Transmission
- DYNAMIC SELECT Driving Programs
- AMG Body Styling (SL 450)
- AMG Line Exterior (SL 550)

## *Comfort & Convenience*

- 5 Years of mbrace® Connect Service
- Ambient Lighting
- Bluetooth® Connectivity
- Electric trunk partition
- Garage door opener
- MAGIC VISION CONTROL®
- Power front seats with memory function
- Retractable hardtop with panorama roof
- Smartphone Integration with Apple CarPlay™ and Android Auto
- Wind Deflector
- Active multicontour seats with massage function
- AIRSCARF® Neck-Level Heating
- Electric trunk closer
- Heated & active ventilated front seats
- KEYLESS GO® with HANDS-FREE ACCESS
- Active Parking Assist


## *Safety & Security*

- 24-Hour Roadside Assistance
- Active LED Headlamps
- Antitheft Alarm
- ATTENTION ASSIST®
- Auto-Dimming Side and Rearview Mirrors
- Driver and Passenger Knee Airbags
- Electronic Stability Program (ESP®)
- New Vehicle 4-Year / 50,000 Mile Warranty
- PRE-SAFE®
- Rearview camera

# Exterior Paint Colors



## Non-metallic Paints




040  
Black  
Option Price: \$0




149  
Polar White  
Option Price: \$0

## Metallic Paints




831  
Graphite Grey  
Option price: \$0




197  
Obsidian Black  
Option price: \$0



526  
Dolomite Brown  
Option price: \$0



775  
Iridium Silver  
Option Price: \$0



896  
Brilliant Blue  
Option Price: \$0



992  
Selenite Grey  
Option Price: \$0

## designo® Paints



996   
Cardinal Red  
Option Price: \$360



799   
Diamond White  
Option Price: \$795



297  
Selenite Grey Magno  
Option Price: \$1,300





R82  
19" 5-Spoke Wheels  
Black Accents  
*Option price: \$0*  
*Only SL 450*



R97  
19" 10-Spoke Wheels  
Black Accents  
*Option price: \$0*  
*Only SL 450*



752  
19" AMG 5-Spoke Wheels  
*Option price: \$0*  
*Only SL 550*



788  
19" AMG Multi-Spoke Wheels  
*Option price SL 450: \$500*  
*Option price SL 550: \$0*





<i>Code</i>	<i>Wheel Size</i>	<i>Description</i>	<i>Wheel Dimensions</i>	<i>Mobility</i>	<i>Availability</i>	<i>MSRP</i>
R82	19"	5-Spoke Wheels with Black Accents	255/35 R 19 on 8.5 J x 19 ET 35.5 285/30 R 19 on 9.5 J x 19 ET 47.5	front rear	R01, R66 SL 450	\$ 0
R97	19"	10-Spoke Wheels with Black Accents	255/35 R 19 on 8.5 J x 19 ET 35.5 285/30 R 19 on 9.5 J x 19 ET 47.5	front rear	R01, R66 SL 450	\$ 0
752	19"	AMG 5-Spoke Wheels	255/35 R 19 on 8.5 J x 19 ET 35.5 285/30 R 19 on 9.5 J x 19 ET 47.5	front rear	R01, R66 SL 550	\$ 0
788	19"	AMG Multi-Spoke Wheels	255/35 R 19 on 8.5 J x 19 ET 35.5 285/30 R 19 on 9.5 J x 19 ET 47.5	front rear	R01, R66 SL 450 SL 550	\$ 500 \$ 0

# Interior Upholstery – Leather



201  
Black  
*Option price: \$0*



205  
Ginger Beige/Espresso Brown  
*Option price: \$0*



207  
Bengal Red/Black  
*Option price: \$0*



218  
Crystal Grey/Black  
*Option price: \$0*

# Interior Upholstery – Nappa Leather



801  
Black

*Option price: \$900*



805  
Ginger Beige/Espresso Brown

*Option price: \$900*



807  
Bengal Red/Black

*Option price: \$900*



814  
Saddle Brown/Black

*Option price: \$900*



815  
Porcelain/Black

*Option price: \$900*



# Interior Upholstery – Exclusive Nappa Leather



501  
Black

*Option price: \$1,900*  
*Image does not reflect black seat belt*



505  
Ginger Beige/Espresso Brown

*Option price: \$1,900*



507  
Bengal Red/Black

*Option price: \$1,900*



514  
Saddle Brown/Black

*Option price: \$1,900*



515  
Porcelain/Black

*Option price: \$1,900*

# Interior Upholstery – *designo* Exclusive Nappa Leather



X10+501  
Sand/Black  
*Option price: \$4,500*




X17+501  
Classic Red  
*Option price: \$4,500*



X18+501  
Tuscany Beige Pearl/Black  
*Option price: \$4,500*



X24+501  
Sienna Brown/Black  
*Option price: \$4,500*



X26+501  
Titanium Grey Pearl/Black  
*Option price: \$4,500*



X30+501  
Platinum White/Black  
*Option price: \$4,500*



# Interior Upholstery – *designo* Exclusive Nappa Leather



X35+501  
Light Brown/Black  
*Option price: \$4,500*




X46+501  
Deep White/Black  
*Option price: \$4,500*



<i>Code</i>	<i>Upholstery</i>	<i>Seats</i>	<i>Floor Mats</i>	<i>Upper Dash/Lower Dash</i>	<i>Seat Belts</i>	<i>Steering Wheel</i>	<i>Headliner</i>
201	Black leather	Black	Black	Black/Black	Black	Black	Crystal Grey
205	Ginger Beige/Espresso Brown leather	Ginger Beige	Ginger Beige	Espresso Brown/Ginger Beige	Ginger Beige	Espresso Brown	Ginger Beige
207	Bengal Red/Black leather	Bengal Red	Black	Black/Bengal Red	Black	Black	Black
218	Crystal Grey/Black leather	Crystal Grey	Black	Black/Crystal Grey	Crystal Grey	Black	Crystal Grey
801	Black Nappa leather	Black	Black	Black/Black	Black	Black	Crystal Grey
805	Ginger Beige/Espresso Brown Nappa leather	Ginger Beige	Ginger Beige	Espresso Brown/Ginger Beige	Ginger Beige	Espresso Brown	Ginger Beige
807	Bengal Red/Black Nappa leather	Bengal Red	Black	Black/Bengal Red	Black	Black	Black
814	Saddle Brown/Black Nappa leather	Saddle Brown	Black	Black/Black	Black	Black	Black
815	Porcelain/Black Nappa leather	Porcelain	Black	Black/Porcelain	Porcelain	Black	Black
501	Black Exclusive Nappa leather	Black	Black	Black/Black	Black	Black	Black DINAMICA
505	Ginger Beige/Espresso Brown Exclusive Nappa leather	Ginger Beige	Ginger Beige	Espresso Brown/Ginger Beige	Ginger Beige	Espresso Brown	Ginger Beige DINAMICA
507	Bengal Red/Black Exclusive Nappa leather	Bengal Red	Black	Black/Bengal Red	Black	Black	Black DINAMICA
514	Saddle Brown/Black Exclusive Nappa leather	Saddle Brown	Black	Black/Saddle Brown	Black	Black	Black DINAMICA
515	Porcelain/Black Exclusive Nappa leather	Porcelain	Black	Black/Porcelain	Porcelain	Black	Black DINAMICA





H42

Aluminum with Light Carbon Grain trim

*Option price: \$0*

*Not available with Wood/Leather*

*Steering Wheel (L5D)*



736

High-Gloss Black Ash wood trim

*Option price: \$0*



729

*designo* Satin Brown Poplar wood trim

*Option price: \$0*

*Not available with Crystal Grey/Black upholstery (218)*



731

High-Gloss Burl Walnut trim

*Option price: \$0*



W26

*designo* Bamboo trim

*Option price: \$1,500*

*Not available with Wood/Leather*

*Steering Wheel (L5D)*



W69

*designo* Black Piano Lacquer trim

*Option price: \$1,500*

*Not available with Wood/Leather*

*Steering Wheel (L5D)*




W70

*designo* Champagne White Lacquer trim

*Option price: \$1,500*

*Not available with Wood/Leather*

*Steering Wheel (L5D)*



H73

AMG Carbon Fiber trim

*Option price: \$2,850*

*Not available with Wood/Leather*


*Steering Wheel (L5D)*



<i>Code</i>	<i>Packages</i>	<i>Availability</i>	<i>MSRP</i>
DP1	<b>Premium Package</b> <ul style="list-style-type: none"> <li>▪ U28 – Grey-Painted Brake Calipers &amp; Perforated Brake Disks</li> <li>▪ 235 – Active Parking Assist</li> <li>▪ 401 – Heated &amp; Active Ventilated Front Seats</li> <li>▪ 403 – AIRSCARF®</li> <li>▪ 432 – Active Multicontour Seats with Massage</li> <li>▪ 881 – Electronic Trunk Closer</li> <li>▪ 889 – KEYLESS GO® with HANDS-FREE ACCESS</li> </ul>	All Models	Standard
DA2	<b>Driver Assistance Package</b> <ul style="list-style-type: none"> <li>▪ 233 – Active Distance Assist DISTRONIC® with Active Steering Assist</li> <li>▪ 237 – Active Blind Spot Assist</li> <li>▪ 238 – Active Lane Keeping Assist</li> <li>▪ 253 – PRE-SAFE® PLUS</li> <li>▪ 266 – Cross-Traffic Assist</li> <li>▪ 268 – BAS PLUS®</li> <li>▪ 269 – Active Brake Assist with Cross-Traffic Function</li> <li>▪ 300 – Collision mitigation (PRE-SAFE Brake)</li> </ul>	All Models	\$ 2,250

# Stand-Alone Options



<i>Code</i>	<i>Options</i>	<i>Availability</i>	<i>MSRP</i>
L5D	Wood/leather steering wheel	All Models	\$ 600
L5I	AMG Sport Steering Wheel in Leather/DINAMICA	SL 450, SL 550	\$ 500
U25	Illuminated Door Sills	All Models	\$ 350
Y04	Seat Belts in Silver	All Models	\$ 500
Y05	Seat Belts in Red	All Models	\$ 500
412	Panorama Roof with MAGIC SKY CONTROL®	All Models	\$ 2,500
487	 Active Body Control with CURVE function	All Models	\$ 4,090
811	Bang & Olufsen BeoSound® Premium Sound System	All Models	\$ 5,400
883	Soft Close Doors	All Models	\$ 550



## *Headlamps*



### **Active LED Headlamps (640)**

*Standard*

All functions feature LED technology

- LED Headlamps
- LED taillamps
- Low energy consumption
- Much longer bulb life



Picture shows different engine badge

## Steering Wheels



### **Multifunction Sport Steering Wheel (L5C)**

*Standard*

- For outstanding vehicle control and ergonomics, the multifunction sports steering wheel in Nappa leather has a flattened bottom section. Exclusive sportiness is also evident in the 3-spoke design, the silver-colored steering wheel gearshift paddles.



### **Wood / Leather Steering Wheels (L5D)**

*Not available with Crystal Grey/Black upholstery (218)*

*Not available with H42, H73, W26, W69, W70 Trims*

- The combination of high-quality leather in the grip area and fine wood inserts at the top and bottom make this steering wheel a visual and tactile highlight. The wood finish is the same type as the selected wood trim.



### **AMG Sport Steering Wheel w/ DINAMICA inserts (L5I)**

*Picture does not show accurate stitching on the steering wheel.*

- For outstanding vehicle control and ergonomics, the multifunction sports steering wheel in Nappa leather has a flattened bottom section. A sense of exclusive sportiness is conveyed by the grip area, which is finished in DINAMICA microfiber.





## ***MAGIC SKY CONTROL® (412)***



### **MAGIC SKY CONTROL® (412)**

At a simple push of a button, MAGIC SKY CONTROL creates an open-air feeling when the roof is closed. The panoramic vario-roof changes from dark to transparent or vice versa within a few seconds. In its tinted state, it substantially reduces heating-up of the vehicle interior. MAGIC SKY CONTROL is activated via a switch in the overhead control panel. When electrical voltage is applied, particles in the glass structure align themselves so that light can pass through the glass.

- changes from dark to transparent or vice versa at the press of a button
- Low heating-up of the vehicle interior in tinted mode
- Open-air feeling even with roof closed in transparent setting
- Operation of the Retractable Hardtop (opening/closing) possible when moving off up to a speed of 25 mph
- Automatic boot separator - manual opening or closing of the boot separator no longer required





## AIRSCARF® (403)



### **AIRSCARF® (403)**

*Included in Premium Package (P01)*

This neck-level heating makes open-top driving a pleasure even at low temperatures. Through adjustable air outlets in the head restraints, pleasantly warm air is 'wrapped' around the necks of the driver and front passenger like an invisible scarf. The desired temperature can be set in three stages. The cool air flows over fins and is heated by a PTC heating element (PTC: positive temperature coefficient). A blower then ensures the required outflow speed. The outflow speed automatically is adjusted to the travelling speed.

- Neck-level heating for driver and front passenger makes comfortable open-top driving possible even at low ambient temperatures
- Through air outlets in the head restraints, pleasantly warm air flows around the head and neck
- Setting of temperature with 3-stage switch
- Airflow adjusted by adjusting air outlets
- The speed of the exiting air automatically adjusts to the travelling speed





## *DYNAMIC SELECT (B59)*




### **DYNAMIC SELECT (B59)**

*Standard on all models*

- Choice of five different drive modes as required – comfort-oriented, sporty, particularly sporty, efficient or completely individual
- Adjustment of parameters such as engine, transmission, suspension, steering, climate control or ECO start/stop function
- Default setting "Comfort": well-balanced and fuel-efficient
- "Eco" mode: for keeping fuel consumption as low as possible adjustments to the accelerator pedal curve and shift points. Adjustment of the output of equipment items such as heated seats, heated rear window and air conditioning. Additional sailing function
- "Sport" mode: more agility and dynamism with more direct steering characteristics, sporty, taut suspension tuning, spontaneous throttle response and modified shift points
- "Sport+" mode: further enhanced sportiness, suspension and drive train even more dynamically tuned
- "CURVE" mode: Curve tilting function and relaxed cruising - Eco transmission mode is cancelled at the same time, the sailing function is active with the Comfort setting
- "Individual" mode: individual parameters can be varied as required, using the DYNAMIC SELECT button and the configuration menu in the head unit

## *9G-TRONIC Transmission (421)*



### **DYNAMIC SELECT (421)**

*Standard on all models*

- Choice of five different drive modes as required – comfort-oriented, sporty, particularly sporty, efficient or completely individual
- Adjustment of parameters such as engine, transmission, suspension, steering, climate control or ECO start/stop function
- Default setting "Comfort": well-balanced and fuel-efficient
- "Eco" mode: for keeping fuel consumption as low as possible adjustments to the accelerator pedal curve and shift points. Adjustment of the output of equipment items such as heated seats, heated rear window and air conditioning. Additional sailing function
- "Sport" mode: more agility and dynamism with more direct steering characteristics, sporty, taut suspension tuning, spontaneous throttle response and modified shift points
- "Sport+" mode: further enhanced sportiness, suspension and drive train even more dynamically tuned
- "CURVE" mode: Curve tilting function and relaxed cruising - Eco transmission mode is cancelled at the same time, the sailing function is active with the Comfort setting
- "Individual" mode: individual parameters can be varied as required, using the DYNAMIC SELECT button and the configuration menu in the head unit



	<i>SL 450</i>	<i>SL 550</i>
Engine Configuration	3.0L V6 Biturbo	4.7L V8 Biturbo
Power (hp)	362 @ 5,500-6,000rpm	449hp @ 5,500-6,000rpm
Torque (lb-ft)	369 @ 2,000-4,200rpm	516 @ 1,800-3,500rpm
Displacement (cc)	2,996 cc	4,663 cc
Acceleration 0-60 mph (sec)	4.9	4.3
Fuel Economy (Cty/Hwy/Comb)	20 / 28 / 23	17 / 25 / 20
Top Speed (mph)	155 (lim.)	155 (lim.)
Fuel Requirement (Octane)	91	91
# Valves per cylinder	4	4
Compression	10.5 : 1	10.5 : 1
Transmission	9G-TRONIC	9G-TRONIC
Transmission Speeds	9	9
Drive Configuration	Rear-Wheel Drive	Rear-Wheel Drive
Fuel Tank Size (gallons)	19.8	19.8
Trunk Size (cubic feet)	13.5 (Top up) 8.5 (Top down)	13.5 (Top up) 8.5 (Top down)
Curb Weight (lbs)	3,826	3,959
Maximum Load (lbs)	tba	tba
Vehicle Length (in.)	182.3	182.3
Vehicle Width w/ exterior mirrors (in.)	82.6	82.6
Vehicle Height (in.)	51.2	51.2
Wheelbase (in.)	101.7	101.7
Track Width Front/Rear (in.)	62.8 / 63.0	62.8 / 63.0

# Specifications\* – SL 550

