

MODEL 163, 164, 166, 168, 169, 170, 171, 172, 176, 197, 202, 203, 204, 207, 208, 209, 210, 211, 212, 215, 216, 218, 219, 220, 221, 230, 231, 240, 245, 246, 251, 414, 463

with CODE (220) Parktronic system (PTS)

with CODE (230) Advanced Parking Guidance

with CODE (235) Active Park Assist

**i** Due to recent events we would like to provide you with an overview of **malfunctions and faults** with the PARKTRONIC.

#### Problem:

Malfunctions are indicated in the PARKTRONIC warning elements with "double red" (4 red LEDs) **without warning tone** (Arrows in picture 1).

An **entry is not saved in the fault memory**.

#### Fault:


Faults are indicated in the PARKTRONIC warning elements with "double red" (4 red LEDs) **with warning tone** (Arrows in picture 1).  
An **entry is saved in the fault memory**.

The sensor function is automatically checked while driving at a speed between 36 - 60 km/h.

#### Diagnosis:


To rectify complaints that cannot be clearly located through fault codes in the fault memory, a visual inspection must be performed to check for correct and central installation (picture C) or for any damage caused by, e.g. stone chippings (picture A and B).

1 PARKTRONIC warning element



P54.65-4741-04

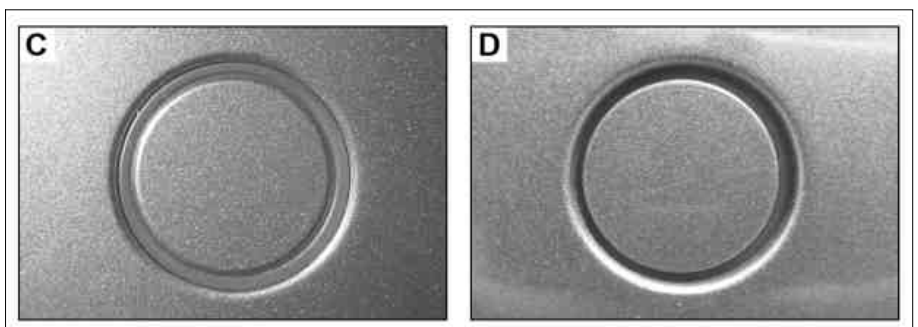
External damage



P54.65-4739-04

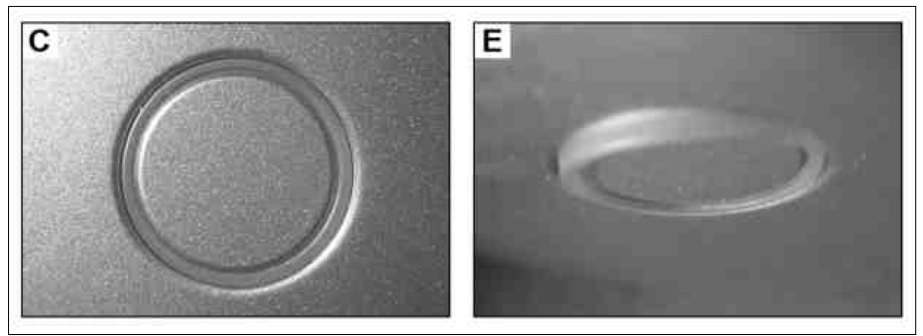
C Correct installation (centered)

D Incorrect installation (not centered)



P54.65-4742-04

C Correct installation  
E Incorrect installation



P54.65-4743-04

	Service Information: Warranty and goodwill settlement for Parktronic sensors	Model 163, 168, 169, 170, 202, 203, 208, 209, 210, 211, 215, 219, 220, 230 with Parktronic system (PTS) code (220a)	SI54.65-P-0002A
--	--	---	-----------------