

P91.10-3668-07


Shown on left front seat with code (432) Active multicontour seat and code (403) Airscarf

- 1 Front seat
- 2 Cover
- 3 Seat belt guide

- 4 Screw
- 5 Backrest switch electrical connector

Shown on left front seat with code (432) Active multicontour seat

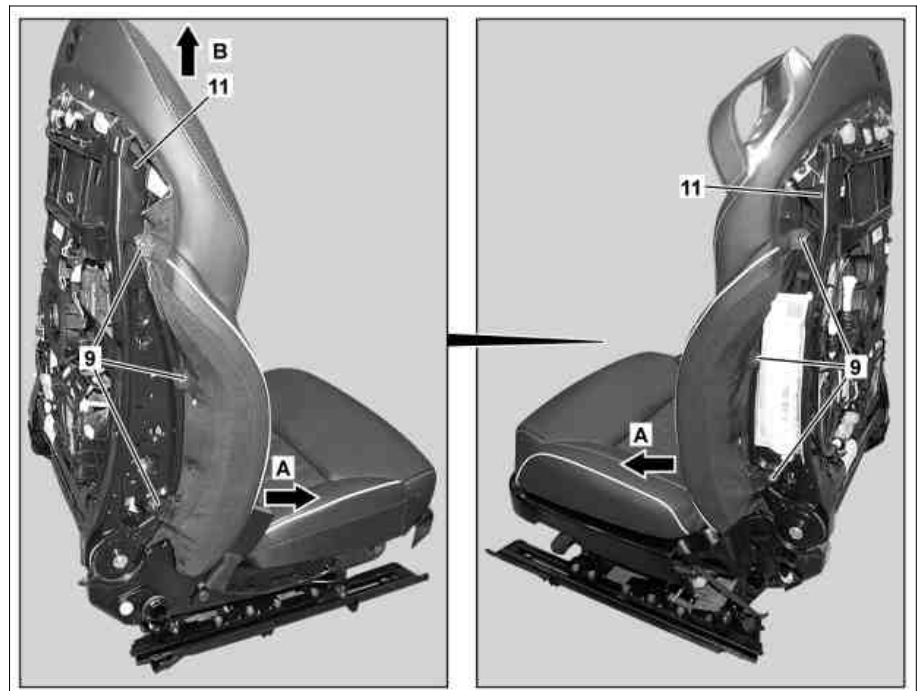
- 1 Front seat
- 6 Pneumatic line
- 7 Electrical connector
- 8 Screw
- 10 Back shell
- 12 Electrical connector












P91.10-3673-06

Shown on left front seat with code (432) Active multicontour seat

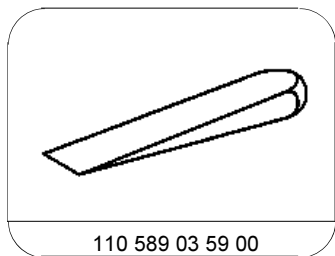
- 9 Screw
- 11 Backrest frame



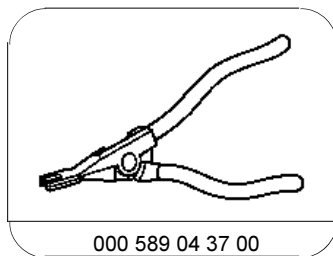
		Remove/install	
1	Remove front seat (1)		AR91.10-P-1000RK
2	Remove seat-back lining from front seat backrest		AR91.10-P-1910RK
3	Remove front seat head restraint (1)		AR91.16-P-0040RK
4	Unclip and remove panel (2) toward top using assembly wedge.	 Assembly wedge	*110589035900
5	Remove screws/bolts (4) of belt guide (3)		*BA91.10-P-1003-01Q
6	Remove belt guide (3) toward top until backrest switch electrical connector (5) is accessible		
7	Disconnect backrest switch electrical connector (5) and remove belt guide (3)		
8	Remove bolts (8)		
9	Remove bolts (9)		
10	Carefully pull back shell (10) forward slightly at bottom (arrow A) out of backrest frame (11)		
11	Disconnect pneumatic lines (6)	 Installation: Ensure correct color assignment of pneumatic lines to one another. The number of connections may differ depending on equipment installed.  Pliers	*000589043700
12	Disconnect electrical connector (7)	 On vehicles with code (873) Heated driver seat and front passenger seat.	
13	Disconnect electrical connector (12)	 On vehicles with code (401) Seat climate control.	
14	Remove back shell (10) upwards (arrow B) from backrest frame (11)	 Installation: Ensure that back shell (10) is seated correctly at backrest frame (11).  Installation: Observe installation position of pneumatic and electrical lines.	
15	Install in the reverse order		

 Front seats

Number	Designation	Model 231
BA91.10-P-1003-01Q	Screw/bolt, belt guide to backrest frame	Nm 4



Mounting wedge



Pliers