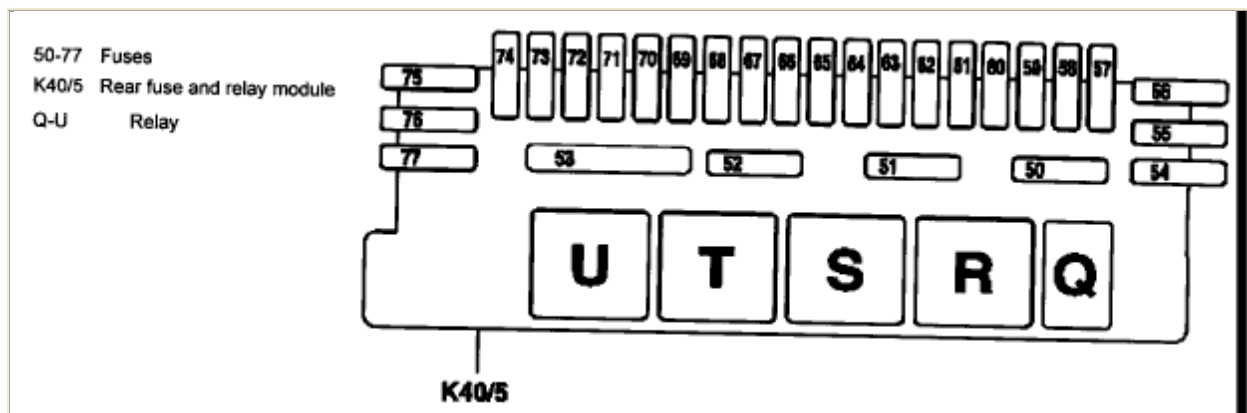


2004 Mercedes Benz SL 55 AMG (230.474) V8-5.5L SC (113.992)

Application and ID

Fuse Assignment

Assignment of Rear Fuse and Relay Box



Fuse 50 - 70, Up To 5/31/02

Fuse	Terminal	Cable ID (cable fused)	Fused function	Rating in amperes (A)
F50	30	-	Reserve relay (K40/5kQ)	-
F51	30	-	Valid for AMG: ● Charge air cooler circulation pump relay (K40/5kR)	40
F52	30	-	Fuel pump relay (K40/5kT)	30
F53	30	-	Heated rear window relay (K40/5kU)	30
F54	30	-	Spare	-
F55	30	0.5 RDWH	Valid for code (228) Stationary heater: ● STH radio remote control receiver (A6/1)	5
F56	30	2.5 RDYE	Valid for code (228) Stationary heater: ● STH control unit (A6n1)	20
F57	30	1.5 RDBU	Fused via circuit 30 connector sleeve (Z4/7): ● Rear shelf antenna amplifier (A2/67) ● Left antenna amplifier module (A2/64)	5
F58	30	GYBK 0.75	Valid for code (889) Keyless Go: fused via circuit 30 connector sleeve (Z7/19): ● Keyless Go control unit (N69/5) ● Keyless go antenna, left door (A2/38) ● Keyless go antenna, right door (A2/40) ● Left door Keyless Go lift solenoid (L12) ● Right door Keyless Go lift solenoid (L12/2)	7.5
F59	30	-	Spare	-
F60	30	RDVT 1.0	Valid for engine 275: ● Charge air cooler circulation pump relay (K60)	7.5
F61	30	RDVT 4.0	Circuit 15R/30 cutoff relay (K75)	30
F62	30	RDPK 2.5	RVC control unit (N52)	5
F63	30	RDBK 2.5	RVC control unit (N52)	25
F64	30	RDBK 0.5	Valid for code (813) voice control system (VCS): ● Voice control system control unit (A35/11)	5
F65	30	-	Spare	-
F66	30	RDYE 2.5	Valid for code (810) sound system: ● Sound amplifier (A2/13)	25
F67	30	BKRD 0.5	Valid for code (220a) Parktronic system (PTS): ● PTS control unit (N62)	5
F68	30	BK 2.5	Roll bar (RB) deployment solenoid (Y57/1)	25
F69	30	RDGN 2.5 RDYE 0.5	RVC control unit (N52)	25
F70	30	RDYE 0.5	Valid for code (475) tire pressure monitor: ● TPM [RDK] control unit (N88)	5

Fuse 71 - 77, Up To 5/31/02

F71	30	RDWH 1.5	Pneumatic control unit with combined functions (A37)	20
F72	30	RDGN 2.5	Valid for code (424) (SEQ) Sequentronic automated manual transmission: <ul style="list-style-type: none"> Automated manual transmission control unit (N15/6) 	10
F73	30	RDWH 4.0	Engine (A7/5m1)	40
F74	30	RDBU 0.5	RVC control unit (N52)	5
	30	RDBU 0.5	<ul style="list-style-type: none"> ATA inclination sensor (B33) 	5
F75	30	-	Spare	-
F76	30	RDBK 1.0	Valid for code (855) TELE AID: Fused via circuit 30 connector sleeve (Z4/3): <ul style="list-style-type: none"> D2B telephone and TELE AID transmitter/receiver (A35/17) 	7.5
			Valid for code (853) MB standard telephone: Fused via circuit 30 connector sleeve (Z4/3): <ul style="list-style-type: none"> D2B telephone transmitter/receiver (A35/13) 	
	30 30	RDGY 0.75 RDBY 0.75	Valid for code (852) portable telephone preinstallation complete on dome or with code (854) MB portable telephone: <ul style="list-style-type: none"> Telephone interface (A34/4) E-net compensator (A28/3) 	
77	30	RDYE 1.5	Valid for code (860) TV tuner: <ul style="list-style-type: none"> TV tuner (A2/42) 	20
	30	RDYE 2.5	Valid for radio (standard): Radio (A2)	

Fuse 50 - 70, As Of 6/1/02 - Up To 5/31/04

Fuse	Terminal	Cable ID (fused line)	Fused function	Rating in amperes (A)
f50	30	-	<ul style="list-style-type: none"> • Reserve relay (K40/5kQ) 	-
f51	30	-	Valid for AMG: <ul style="list-style-type: none"> • Charge air cooler circulation pump relay (K40/5kR) 	40
f52	30	-	<ul style="list-style-type: none"> • Fuel pump relay (K40/5kT) 	30
f53	30	-	<ul style="list-style-type: none"> • Heated rear window relay (K40/5kU) 	30
f54	30	-	Spare	-
F55	30	0,5 RDWH	Valid for code (228) stationary heater: <ul style="list-style-type: none"> • STH radio remote control receiver (A6/1) 	5
f56	30	2,5 RDYE	Valid for code (228) stationary heater: <ul style="list-style-type: none"> • Stationary heater control unit (A6n1) 	20
f57	30	1,5 RDBU	Fused via circuit 30 connector sleeve (Z4/7): <ul style="list-style-type: none"> • Rear shelf antenna amplifier (A2/67) • Left antenna amplifier module (A2/64) 	5
f58	30	GYBK 0,75	Valid for code (889) Keyless Go: Fused via circuit 30 connector sleeve (Z7/19): <ul style="list-style-type: none"> • Keyless Go control unit (N69/5) • Left door Keyless Go antenna (A2/38) • Right door Keyless Go antenna (A2/40) • Left door Keyless Go lift solenoid (L12) • Right door Keyless Go lift solenoid (L12/2) 	7.5
f59	30	-	Spare	-
f60	30	RDVT 1,0	Valid for engine 275: <ul style="list-style-type: none"> • Charge air cooler circulation pump relay (K60) 	7.5
f61	30	RDVT 4,0	<ul style="list-style-type: none"> • Circuit 15R/30 cutoff relay (K75) 	30
f62	30	RDPK 2,5	<ul style="list-style-type: none"> • RVC control unit (N52) 	5
f63	30	RDBK 2,5	<ul style="list-style-type: none"> • RVC control unit (N52) 	25
f64	30	RDBK 0,5	Valid for code (813) voice control system (VCS): <ul style="list-style-type: none"> • Voice control system control unit (A35/11) 	5
f65	30	-	Spare	-
f66	30	RDYE 2,5	Valid for code (810) sound system: <ul style="list-style-type: none"> • Sound amplifier (A2/13) 	25
f67	30	BKRD 0,5	Valid for code (220a) Parktronic system (PTS): <ul style="list-style-type: none"> • PTS control unit (N62) 	5
f68	30	BK 2,5	<ul style="list-style-type: none"> • Roll bar (RB) deployment solenoid (Y57/1) 	25
f69	30	RDGN 2,5RDYE 0,5	<ul style="list-style-type: none"> • RVC control unit (N52) 	25
f70	30	RDYE 0,5	Valid for code (475) tire pressure monitor <ul style="list-style-type: none"> • TPM [RDK] control unit (N88) 	5

Copyright DaimlerChrysler AG 9/04 405 02/04/06, Title 1000

Fuse 71 - 77, As Of 6/1/02 - Up To 5/31/04

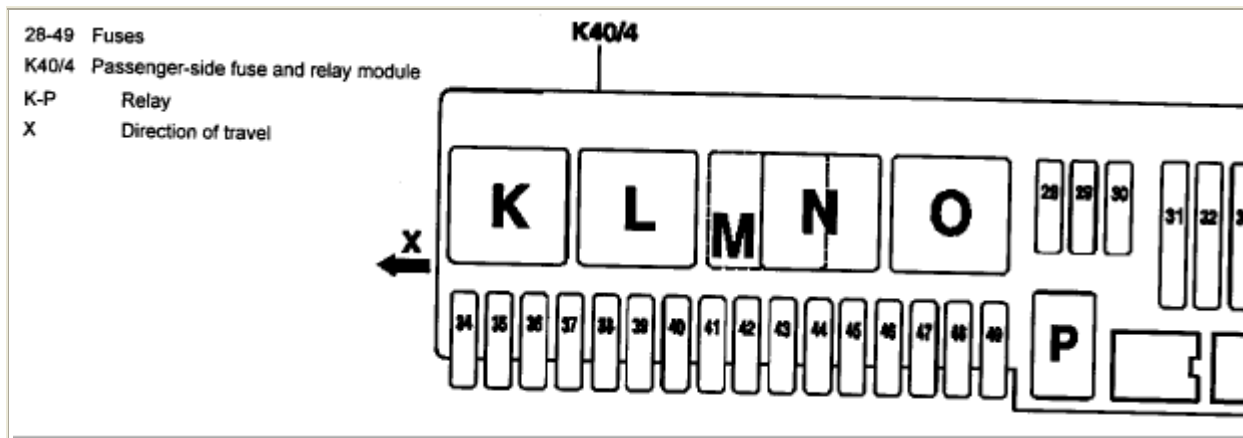
f71	30	RDWH 1,5	<ul style="list-style-type: none"> ● Pneumatic control unit (combined) (A37) 	20
f72	30	RDGN 2,5	Valid for code (424) Sequentronic automated manual transmission (SEQ): <ul style="list-style-type: none"> ● Automated manual transmission control unit (N15/6) 	10
f73	30	RDWH 4,0	<ul style="list-style-type: none"> ● Engine (A7/5m1) 	40
f74	30	RDBU 0,5	<ul style="list-style-type: none"> ● RVC control unit (N52) 	5
	30	RDBU 0,5	<ul style="list-style-type: none"> ● ATA [EDW] inclination sensor (B33) 	5
f75	30	-	Spare	-
f76	30	RDBK 1,0	Valid for code (855) TELE AID: Fused via circuit 30 connector sleeve (Z4/3): <ul style="list-style-type: none"> ● D2B telephone and TELE AID transmitter/receiver (A35/17) 	7.5
			Valid for code (853) standard MB telephone: Fused via circuit 30 connector sleeve (Z4/3): <ul style="list-style-type: none"> ● D2B telephone transmitter/receiver (A35/13) 	
		RDGY 0,75 RDBY 0,75	Valid for code (852) complete portable telephone preinstallation at dome or for code (854) MB telephone: <ul style="list-style-type: none"> ● Telephone interface (A34/4) ● E-net compensator (A28/3) 	
f77	30	RDYE 1,5	Valid for code (860) TV tuner: <ul style="list-style-type: none"> ● TV tuner (A2/42) 	20
		RDYE 2,5	Valid for radio (standard): <ul style="list-style-type: none"> ● Radio (A2) Valid for code (352a) COMAND operating and display system: <ul style="list-style-type: none"> ● COMAND operating, display and control unit (A40/3) 	

Fuse 50 - 66, As Of 6/1/04

Fuse	Terminal	Cable ID (fused line)	Fused function	Rating in amperes (A)
f50	30	-	<ul style="list-style-type: none"> Spare 	-
f51	30	-	Valid for engine SL55AMG: <ul style="list-style-type: none"> Charge air cooler circulation pump relay (K40/5kR) 	7.5
f52	30	-	<ul style="list-style-type: none"> Fuel pump relay (K40/5kT) 	30
f53	30	-	<ul style="list-style-type: none"> Heated rear window relay (K40/5kU) 	30
f54	30	RDWH 2.5	<ul style="list-style-type: none"> Audio gateway control unit (N93/1) 	20
f55	30	RDWH 0.5	Valid for code (228) stationary heater: <ul style="list-style-type: none"> STH radio remote control receiver (A6/1) 	5
f56	30	RDYE 2.5	Valid for code (228) stationary heater: <ul style="list-style-type: none"> Stationary heater control unit (A6n1) 	20
f57	30	RDBU 1.5	<ul style="list-style-type: none"> Left antenna amplifier module (A2/64) Right antenna amplifier module (A2/65). Rear shelf antenna amplifier (A2/67) Valid for code (498) Japan version: <ul style="list-style-type: none"> VICS power supply separation point (X137/1) 	5
f58	30	GYBK 0.75	Valid for code (889) Keyless Go: <ul style="list-style-type: none"> Left door Keyless Go antenna (A2/38) Right door Keyless Go antenna (A2/40) Left door Keyless Go lift solenoid (L12) Right door Keyless Go lift solenoid (L12/2) Keyless Go control unit (N69/5) 	7.5
f59	30	RDBK 0.5	<ul style="list-style-type: none"> Navigation processor (N41/1) 	5
f60	30	RDVT 1.0	Valid for engine 275, SL65AMG: <ul style="list-style-type: none"> Charge air cooler circulation pump relay (K60) 	7.5
f61	30	RDVT 4.0	<ul style="list-style-type: none"> Circuit 15R/30 cutoff relay (K75) 	30
f62	30	RDPK 2.5	<ul style="list-style-type: none"> RVC control unit (N52) 	25
f63	30	RDBK 2.5	<ul style="list-style-type: none"> RVC control unit (N52) 	25
f64	30	RDBK 0.5	Valid for code (813) voice control system (VCS): <ul style="list-style-type: none"> Voice control system control unit (A35/11) Valid for code (491) USA version: <ul style="list-style-type: none"> SDAR control unit (N87/5) 	5
f65	30	RDBK 0.5	Valid for code (359) TELE AID emergency call system, low-cost : <ul style="list-style-type: none"> Emergency call system control unit (N123/4) 	5
f66	30	RDYE 2.5	Valid for code (810) sound system: <ul style="list-style-type: none"> Sound amplifier (A2/13) 	25

Copyright DaimlerChrysler AG. All rights reserved.

Fuse 67 - 77, As Of 6/1/04



Fuse 28 - 48, Up To 5/31/02

Fuse	Terminal	Cable ID (fused)	Fused function	Rating in amperes (A)
f28	30	-	● Fanfare horn relay (K40/4kP)	15
f29	30	-	● Engine electronics and chassis relay (K40/4kK)	10
f30	30	- RDGN 0.75	● Engine electronics and chassis relay (K40/4kK) ● Purge control valve (Y58/1)	20
f31	30	-	● Air pump or reserve relay (K40/4kN)	40
f32	30	-	-	-
f33	30	RD 4.0	● SBC hydraulic unit (A7/3)	50
f34	87 87	YE 0,75 YE 0,75	● SBC hydraulic unit (A7/3) ● SBC pedal value sensor (B37/1)	5
f35	30	RDGN 4.0	● Right front seat adjustment control module with memory (N32/2)	30
f36	87	RDBN 0,5	Valid for code (219a) Distronic (DTR): ● DTR control module (N63/1)	5
f37	87 87	RDWH 0,75 RDBK 0,75,75	Valid for code (424) (SEQ) Sequentronic automated manual transmission: ● Gear identification switch (S16/10) Valid for code (423a) 5-speed automatic transmission (NAG): ● ETC [EGS] control module (N15/3)	7,5
f38	30	RDVT 0,75,75	● Overhead control panel control module (N70)	7,5
f39	30	RDBN 1,5	Valid for code (443) steering wheel heater: ● DC/DC converter control unit (N99)	30
f40	15	RDGN 0.75	Valid for code (424) (SEQ) Sequentronic automated manual transmission: ● Automated manual transmission control module (N15/6)	5
f41	30	RDVT 0,75,75	Valid for left-hand drive vehicles: ● Right door control module (N69/2) Valid for right-hand drive vehicles: ● Left door control module (N69/1)	40
f42	30	RDGN 4.0	● SBC hydraulic unit (A7/3)	25
f43	-	-	-	-
f44	-	-	-	-
f45	87 87 15 15	YE 0,8 RDYE 0.8 RDYE 0.35 BKBN 0.35	● ESP, SPS [PML] and BAS control module (N47-5) ● ABC control module (N51/2) ● AAC multifunction sensor (B31/1) ● AAC sun sensor (4 in total) (B32/2)	5 5 7.5
f48	15	-	Spare	-

Gezondheidsdienst voor Arbeidsomstandigheden - The WIS-Printout will not be recorded by the update service.

Fuse 49, Up To 5/31/02

f49	15	BKVT 0.5	<ul style="list-style-type: none"> Electric suction fan engine and AC with integrated control (M4/7) 	5
-----	----	----------	---	---

Fuse 28 - 42, As Of 6/1/02 - Up To 8/31/03

Fuse	Terminal	Cable ID (fused)	Fused function	Rating in amperes (A)
f28	30	-	<ul style="list-style-type: none"> Fanfare horn relay (K40/4kP) 	15
f29	30	-	<ul style="list-style-type: none"> Engine electronics and chassis relay (K40/4kK) 	10
f30	30	-	<ul style="list-style-type: none"> Engine electronics and chassis relay (K40/4kK) 	20
	30	RDGN 0.75	Valid for engines 112.973, 113.963: <ul style="list-style-type: none"> Purge control valve (Y58/1) 	20
f31	30	-	Valid for engines 112.973, 113.963: <ul style="list-style-type: none"> Air pump or reserve relay (K40/4kN) 	40
f32	30	-	Valid for engine 113.992: <ul style="list-style-type: none"> Air pump or reserve relay (K40/4kO) 	40
f33	30	RD 4.0	<ul style="list-style-type: none"> SBC hydraulic unit (A7/3) 	50
f34	87	YE 0,75	<ul style="list-style-type: none"> SBC hydraulic unit (A7/3) 	5
	87	YE 0,75	<ul style="list-style-type: none"> SBC pedal valve sensor (B37/1) 	
f35	30	RDGN 4.0	<ul style="list-style-type: none"> SBC hydraulic unit (A7/3) 	40
f36	87	YE 0,5	<ul style="list-style-type: none"> ESP, SPS [PML] and BAS control module (N47-5) 	5
f37	87	RDWH 0,75	Valid for code (424) (SEQ) Sequentronic automated manual transmission: <ul style="list-style-type: none"> Gear identification switch (S16/10) 	7,5
		RDBK 0,75	Valid for code (423a) 5-speed automatic transmission (NAG): <ul style="list-style-type: none"> ETC [EGS] control module (N15/3) 	
f38	30	RDVT 0,75	<ul style="list-style-type: none"> Overhead control panel control module (N70) 	7,5
f39	30	RDBN 1,5	Valid for code (443) steering wheel heater: <ul style="list-style-type: none"> DC/DC converter control unit (N99) 	30
f40	15	RDGN 0.75	Valid for code (424) (SEQ) Sequentronic automated manual transmission: <ul style="list-style-type: none"> Automated manual transmission control module (N15/6) 	5
f41	30	RDVT 0,75	Valid for left-hand drive vehicles: <ul style="list-style-type: none"> Right door control module (N69/2) Valid for right-hand drive vehicles: <ul style="list-style-type: none"> Left door control module (N69/1) 	40
f42	30	RDGN 2.5	<ul style="list-style-type: none"> Right front seat adjustment control module with memory (N32/2) 	30

Fuse 43 - 49, As Of 6/1/02 - Up To 8/31/03

f43	30z	RDBU 2.5	Valid for engine 113.992: <ul style="list-style-type: none"> ● Camshaft Hall sensor, left cylinder bank (B6/1) ● Fuel injection valves (Y62) ● Rear fuse and relay module (K40/5) ● Electronic selector lever module control unit (N15/5) ● ME-SFI [ME] control unit (N3/10) 	40
f44	30z	RBGN 2,5	Valid for engine 113.992: <ul style="list-style-type: none"> ● Air pump switchover valve (Y32) ● Purge control valve (Y58/1) ● O2-Left sensor, upstream of catalytic converter (G3/3) ● O2-Right sensor, upstream of catalytic converter (G3/4) Valid for code (494) USA version, for engine 113.992: <ul style="list-style-type: none"> ● Activated charcoal canister shutoff valve (Y58/4) 	40
f45	87	RDBN 0,5	Valid for code (219a) Distronic (DTR): <ul style="list-style-type: none"> ● DTR control module (N63/1) 	5
	87	RDYE 0.8	Valid for code (487) Active Body Control (ABC): <ul style="list-style-type: none"> ● ABC control module (N51/2) 	5
	15	BKBU 0,5	<ul style="list-style-type: none"> ● AAC multifunction sensor (B31/1) 	5
f48	15	-	Spare	-
f49	15	BKVT 0.5	<ul style="list-style-type: none"> ● Electric suction fan engine and AC with integrated control (M4/7) 	5

Fuse 28 - 43, As Of 9/1/03 - Up To 5/31/04

Fuse	Terminal	Cable ID (fused)	Fused function	Rating in amperes (A)
f28	30	-	<ul style="list-style-type: none"> Fanfare horn relay (K40/4kP) 	15
f29	30	-	<ul style="list-style-type: none"> Motor electronics and chassis relay (K40/4kK) 	10
f30	30	- RDGN	<ul style="list-style-type: none"> Motor electronics and chassis relay (K40/4kK) Valid for engine 113: <ul style="list-style-type: none"> Purge control valve (Y58/1) 	20 20
f31	30	-	Valid for engines 112, 113: <ul style="list-style-type: none"> Air pump relay (K40/4kN) 	40
f32	30	- RDWH 4.0	Valid for engines SL55AMG, 275: <ul style="list-style-type: none"> Backup relay (K40/4kO) Valid for engine 275: <ul style="list-style-type: none"> Electric air pump (M33) 	40 40
f33	30	RD 4.0	<ul style="list-style-type: none"> SBC hydraulic unit (A7/3) 	50
f34	87	YE 0.75 YE 0.75	<ul style="list-style-type: none"> SBC hydraulic unit (A7/3) SBC pedal value sensor (B37/1) 	5
f35	30	-	-	-
f36	87	YE 0.5	ESP, SPS [PML] and BAS control unit (N47-5)	5
f37	87	RDWH 0.75 RDBK 0.75 RDBK 1.0 GNRD 0.75 RDBK 0.75	Valid for code (424) Sequentronic automated manual transmission (SEQ): <ul style="list-style-type: none"> Gear recognition switch (S16/10) Valid for code (423a) 5-speed automatic transmission (NAT): <ul style="list-style-type: none"> ETC [EGS] control unit (N15/3) Valid for code (427) 7-speed automatic transmission: <ul style="list-style-type: none"> VGS electric control unit (Y3/8) Valid for engine 275: <ul style="list-style-type: none"> Electronic selector lever module control unit (N15/5) Valid for SL55AMG: <ul style="list-style-type: none"> Electronic selector lever module control unit (N15/5) 	7.5
f38	30	RDVT 0.75	<ul style="list-style-type: none"> Overhead control panel control unit (N70) 	7.5
f39	30	RDBN 1.5	<ul style="list-style-type: none"> DC/DC converter control unit (N99) 	30
f40	15	RDGN 0.75	Valid for code (424) Sequentronic automated manual transmission (SEQ): <ul style="list-style-type: none"> Automated manual transmission control unit (N156) 	5
f41	30	RDVT 0.75	<ul style="list-style-type: none"> Right door control unit (N69/2) 	40
f42	30	RDGN 2.5	<ul style="list-style-type: none"> Right front seat adjustment control unit with memory (N32/2) 	30
f43				-

Fuse 44 - 49, As Of 9/1/03 - Up To 5/31/04

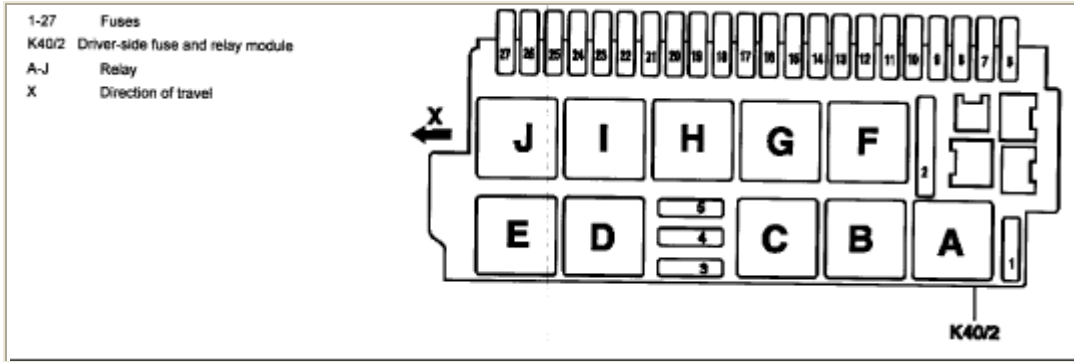
f44	-	-	-	-
f45	87	RDBN 0.5	Valid for code (219a) Distronic (DTR): ● DTR control unit (N63/1)	5
f46	87	RDYE 0.8	● ABC control unit (N51/2)	5
f47	15	RDYE 0.35 BKBN 0.35	● AAC [KLA] multifunction sensor (B31/1) ● AAC [KLA] sun sensor (4 in total) (B32/2)	7.5
f48	15	-	Spare	-
f49	15	BKVT 0.5	● Engine and AC electric suction fan with integrated control (M4/7)	5

Fuse 28 - 40, As Of 6/1/04 - Up To 5/31/05

f41	30	RDWH 2,5	Valid for left-hand drive vehicles: <ul style="list-style-type: none"> ● Right door control unit (N69/2) Valid for right-hand drive vehicles: <ul style="list-style-type: none"> ● Left door control unit (N69/1) 	40
f42	30	RDGN 2.5	<ul style="list-style-type: none"> ● Right front seat adjustment control unit with memory (N32/2) 	30
f43	-	GNRD 2,5	Valid for engines 275, SL55AMG, SL65AMG: <ul style="list-style-type: none"> ● Rear fuse and relay module (K40/5) ● ME-SFI [ME] control unit (N3/10) ● Fuel injection valves (Y62) Valid for engine SL55AMG: <ul style="list-style-type: none"> ● Camshaft Hall sensor (B6/1) Valid for engines 275, SL65AMG: <ul style="list-style-type: none"> ● Radio interference suppression capacitor (C4) ● ECI ignition system power pack (N91) ● Charge pressure control vacuum transducer (Y31/5) 	20
f44	-	RDGN 2.5	Valid for engines 275, SL55AMG, SL65AMG: <ul style="list-style-type: none"> ● O2-Left oxygen sensor downstream of catalytic converter (G3/5) ● Right O2 sensor downstream of TWC [KAT] (G3/6) Valid for engine 275, SL55AMT [manual transmission], SL65AMT [manual transmission] with code (494) USA version: <ul style="list-style-type: none"> ● Activated charcoal canister shut-off valve (Y58/4) Valid for engine SL55AMG: <ul style="list-style-type: none"> ● Supercharger magnetic clutch (Y2/1) ● Air pump change-over valve (Y32) Valid for engines 275, SL65AMG: <ul style="list-style-type: none"> ● Left O2 sensor upstream TWC [KAT] (G3/3) ● O2-Right oxygen sensor upstream of catalytic converter (G3/4) ● Charge air cooler circulation pump relay (K60) ● AAC with integrated control additional fan motor (M4/7) ● Divert air switchover valve (Y101) 	20
f45	87	RDBN 0,75	Valid for code (219) DISTRONIC (DTR): <ul style="list-style-type: none"> ● DTR control unit (A89) 	5
f46	87	RDYE 0.8	Valid for code (487) Active Body Control (ABC) <ul style="list-style-type: none"> ● ABC control unit (N51/2) 	5
f47	15	BKBU 0.5	<ul style="list-style-type: none"> ● AAC multifunction sensor (B31/1) 	5
f48	15	-	Spare	-
f49	15	BKVT 0.5	Valid for engines 112, 113, SL55AMG: <ul style="list-style-type: none"> ● AAC with integrated control additional fan motor (M4/7) 	5

f40	15	RDGN 0,75	Valid for code (424) Sequentronic automated manual transmission (SEQ): <ul style="list-style-type: none"> Automated manual transmission control unit (N16/6) 	5
f41	30	RDWH 2,5	Valid for left-hand drive vehicles: <ul style="list-style-type: none"> Right door control unit (N69/2) Valid for right-hand drive vehicles: <ul style="list-style-type: none"> Left door control unit (N69/1) 	40
f42	30	RDGN 2,5	<ul style="list-style-type: none"> Right front seat adjustment control unit with memory (N32/2) 	30
f43	30z	GNRD 2,5	<ul style="list-style-type: none"> Terminal 87M1e connector sleeve (Z7/35) Valid for engine 275 and for code (990) AMG vehicles: <ul style="list-style-type: none"> Rear fuse and relay module (K40/5) ME-SFI [ME] control unit (N3/10) Fuel injection valves (Y62) Valid for engine SL55AMG: <ul style="list-style-type: none"> Camshaft Hall sensor (B6/1) Valid for engines 275, SL55AMG: <ul style="list-style-type: none"> Radio interference suppression capacitor (C4) ECl ignition system power pack (N01) Charge pressure control vacuum transducer (Y31/5) 	20
f44	30z	RDGN 2,5	<ul style="list-style-type: none"> Terminal 87 M2e connector sleeve (Z7/36) Purge control valve (Y58/1) Valid for engine 275 and for code (990) AMG vehicles: <ul style="list-style-type: none"> O2-Left oxygen sensor downstream of catalytic converter (G3/5) Right O2 sensor downstream of TWC [KAT] (G3/6) Valid for engine 275 and code (990) AMG vehicles with code (494) USA version: <ul style="list-style-type: none"> Activated charcoal canister shut-off valve (Y58/4) Valid for engine SL55AMG: <ul style="list-style-type: none"> Supercharger magnetic clutch (Y2/1) Air pump change-over valve (Y32) Valid for engines 275, SL65AMG: <ul style="list-style-type: none"> Left O2 sensor upstream TWC [KAT] (G3/3) O2-Right oxygen sensor upstream of catalytic converter (G3/4) Charge air cooler circulation pump relay (K60) AAC with integrated control additional fan motor (M4/7) Divert air switchover valve (Y101) 	20
f45	87	RDBN 0,75	Valid for code (219) Distronic (DTR): <ul style="list-style-type: none"> DTR control unit (A89) 	5
f46	87	RDYE 0,8	Valid for code (487) Active Body Control (ABC) <ul style="list-style-type: none"> ABC control unit (N51/2) 	5
f47	15	BKBU 0,35	<ul style="list-style-type: none"> AAC multifunction sensor (B31/1) AAC sun sensor (4 in total) (B32/2) Valid for code (990) AMG vehicles: <ul style="list-style-type: none"> Engine oil additional fan unit (A27/1) 	5
f48	15	-	Spare	-
f49	15	BKVT 0,5	Valid for engines 112, 113, SL55AMG: <ul style="list-style-type: none"> AAC with integrated control additional fan motor (M4/7) 	5

Assignment in the Fuse and Relay Box in the Left Engine Compartment



Fuse 1 - 18, Up To 5/31/02

Fuse	Terminal	Cable ID (fused)	Fused function	Rating in amperes (A)
F1	30	-	Wiper park position heater relay (K40/2kA)	20
F2	30	-	High pressure and return flow pump relay (K40/2kF)	40
F3	30	-	<ul style="list-style-type: none"> Steering column forward/back adjustment relay 1 (K40/2kD) Steering column forward/back adjustment relay 2 (K40/2kE) 	15
F4	30	-	<ul style="list-style-type: none"> Steering column height adjustment relay 1 (K40/2kI) Steering column height adjustment relay 2 (K40/2kJ) 	15
F5	15R	-	Wiper On and Off relay (K40/2kH)	40
F6	15	RDGN 0.75	Restraint systems control unit (N2/7)	7.5
F7	15	-	-	-
F8	30	RD 0.75	Central gateway control unit (N93)	5
F9	30	PKWH 2.5	Left door control unit (N69/1)	40
F10	15	BKVT 0.75 BKVT 0.75 BKVT 0.75	<ul style="list-style-type: none"> Left front headlamp unit (E1) Right front headlamp unit (E2) Xenon headlamp control unit (E1n1, E2n2) 	10
F11	15R	BKYE 1.0	Circuit 15R/30 cutoff relay (K75)	30
F12	15R	-	Spare	-
F13	30	RDGN 1.5	ABC control unit (N51/2)	15
F14	15R	BKGN 0.75	Windshield washer fluid pump (M5/1)	7.5
F15	30 30	RDGN 1.0 RDYE 2.5	<ul style="list-style-type: none"> Data link connector (X11/4) Valid for code (352a) COMAND operating and display system: <ul style="list-style-type: none"> COMAND operating, display and control unit (A40/3) 	10 20
F16	15R 15R	PKYE 1.0 PKYE 1.0	Valid for code (855) TELE AID: <ul style="list-style-type: none"> Telephone and TELE AID transmitter and receiver unit, D2B (A35/17) Valid for code (853) MB standard telephone: <ul style="list-style-type: none"> D2B telephone transmitter/receiver (A35/13) 	5 5
F17	15R	RDYE 0.5	Vehicle-sensitive seat belt lock sensor (A60)	5
F18	15R	-	Spare	-

Fuse 19 - 27, Up To 5/31/02

F19	15	BKYE 1.00	Valid for engines 112.973, 113.963/992: Fused via circuit 15 connector sleeve (Z3/29): <ul style="list-style-type: none"> ● Cylinder 1 ignition coil (T1/1) ● Cylinder 2 ignition coil (T1/2) ● Cylinder 3 ignition coil (T1/3) ● Cylinder 4 ignition coil (T1/4) ● Cylinder 5 ignition coil(T1/5) ● Cylinder 6 ignition coil (T1/6) ● Cylinder 7 ignition coil (T1/7) ● Cylinder 8 ignition coil (T1/8) 	15
F20	15	BKGN 0.75	Data link connector (X11/4)	7.5
F21	15R	BKYE 0.5	Instrument cluster (A1)	5
F22	30	RDYE 0.5	Instrument cluster (A1)	5
F23	30	RDWH 1.0 RDWH 1.0	<ul style="list-style-type: none"> ● AAC [KLA] control and operating unit (N22) ● Coolant circulation pump (M13) 	10
F24	30	RDWH 0.5	Stop lamp switch (S9/1)	5
F25	30	RDYE 0.75	Alarm signal horn (H3)	7.5
F26	30	RDBU 0.5	Lower control panel control unit (N72)	5
F27	30	RDVT 2.5	Left front seat adjustment control unit with memory (N32/1)	30

Fuse 1 - 18, As Of 6/1/02 - Up To 8/31/03

Fuse	Terminal	Cable ID (fused)	Fused function	Rating in amperes (A)
F1	30	-	Wiper park position heater relay (K40/2kA)	20
F2	30	-	High pressure and return flow pump relay (K40/2kF)	40
F3	30	-	<ul style="list-style-type: none"> Steering column forward/back adjustment relay 1 (K40/2kD) Steering column forward/back adjustment relay 2 (K40/2kE) 	15
F4	30	-	<ul style="list-style-type: none"> Steering column height adjustment relay 1 (K40/2kI) Steering column height adjustment relay 2 (K40/2kJ) 	15
F5	15R	-	Wiper On and Off relay (K40/2kH)	40
F6	15	-	-	-
F7	15	-	-	-
F8	30	RD 0.75	Central gateway control unit (N93)	5
F9	30	PKWH 2.5	Left door control unit (N69/1)	40
F10	15	BKVT 0.75 BKVT 0.75 BKVT 0.75	<ul style="list-style-type: none"> Left front headlamp unit (E1) Right front headlamp unit (E2) Xenon headlamp control unit (E1n1, E2n2) 	10
	15	RDGN 0.75	Restraint systems control unit (N2/7)	7.5
F11	15R	BKYE 1.0	Circuit 15R/30 cutoff relay (K75)	30
F12	15R	-	Spare	-
F13	30	RDGN 1.5	ABC control unit (N51/2)	15
F14	15R	BKGN 0.75	Windshield washer fluid pump (M5/1)	7.5
F15	30	RDGN 1.0	<ul style="list-style-type: none"> Data link connector (X11/4) 	10
F16	15R	PKYE 1.0	Valid for code (855) TELE AID: <ul style="list-style-type: none"> D2B telephone and TELE AID transmitter/receiver (A35/17) 	5
	15R	PKYE 1.0	Valid for code (853) MB standard telephone: <ul style="list-style-type: none"> D2B telephone transmitter/receiver (A35/13) 	5
F17	15R	RDYE 0.5	Vehicle-sensitive seat belt lock sensor (A60)	5
F18	15R	-	Spare	-

Fuse 19 - 27, As Of 6/1/02 - Up To 8/31/03

F19	15	BKYE 1.00	Valid for engines 112.973, 113.963/992: Fused via circuit 15 connector sleeve (Z3/29): <ul style="list-style-type: none"> ● Cylinder 1 ignition coil (T1/1) ● Cylinder 2 ignition coil (T1/2) ● Cylinder 3 ignition coil (T1/3) ● Cylinder 4 ignition coil (T1/4) ● Cylinder 5 ignition coil (T1/5) ● Cylinder 6 ignition coil (T1/6) ● Cylinder 7 ignition coil (T1/7) ● Cylinder 8 ignition coil (T1/8) 	15
F20	15	BKGN 0.75	Data link connector (X11/4)	7.5
F21	15R	BKYE 0.5	Instrument cluster (A1)	5
F22	30	RDYE 0.5	Instrument cluster (A1)	5
F23	30	RDWH 1.0 RDWH 1.0	<ul style="list-style-type: none"> ● AAC [KLA] control and operating unit (N22) ● Coolant circulation pump (M13) 	10
F24	30	RDWH 0.5	Stop lamp switch (S9/1)	5
F25	30	RDYE 0.75	Alarm signal horn (H3)	7.5
F26	30	RDBU 0.5	Lower control panel control unit (N72)	5
F27	30	RDVT 2.5	Left front seat adjustment control unit with memory (N32/1)	30

Fuse 1 - 18, As Of 9/1/03 - Up To 5/31/04

Fuse	Terminal	Cable ID (fused)	Fused function	Rating in amperes (A)
f1	30	-	<ul style="list-style-type: none"> Wiper park position heater relay (K40/2kA) 	20
f2	30	-	<ul style="list-style-type: none"> High pressure and return flow pump relay (K40/2kF) 	40
f3	30	-	<ul style="list-style-type: none"> Steering column forward/back adjustment relay 1 (K40/2kD) Steering column forward/back adjustment relay 2 (K40/2kE) 	15
f4	30	-	<ul style="list-style-type: none"> Steering column height adjustment relay 1 (K40/2kl) Steering column height adjustment relay 2 (K40/2kJ) 	15
f5	15R	-	<ul style="list-style-type: none"> Wiper On and Off relay (K40/2kH) 	40
f6	15	-	-	-
f7	15	-	-	-
f8	30	RD 0.75	<ul style="list-style-type: none"> Central gateway control unit (N93) 	5
f9	30	PKWH 2.5	<ul style="list-style-type: none"> Left door control unit (N69/1) 	40
f10	15	BKVT 0.75	<ul style="list-style-type: none"> Left front lamp unit (E1) Right front lamp unit (E2) Xenon headlamp control unit (E1n1, E2n2) 	10
		RDGN 0.75	<ul style="list-style-type: none"> ARMADA airbag control unit (N2/10) 	7.5
f11	15R	BKYE 1.0	<ul style="list-style-type: none"> Circuit 15R/30 cutoff relay (K75) 	30
f12	15R	-	Spare	-
f13	30	RDGN 1.5	<ul style="list-style-type: none"> ABC control unit (N51/2) 	15
f14	15R	BKGN 0.75	<ul style="list-style-type: none"> Windshield washer fluid pump (M5/1) 	7.5
f15	30	RDGN 1.0	<ul style="list-style-type: none"> Data link connector (X11/4) 	10
f16	15R	PKYE 1.0	<p>Valid for code (855) TELE AID:</p> <ul style="list-style-type: none"> D2B telephone and TELE AID transmitter/receiver (A35/17) <p>Valid for code (853) standard MB telephone:</p> <ul style="list-style-type: none"> D2B telephone transmitter/receiver (A35/13) 	5 5
f17	15R	RDYE 0.5	<ul style="list-style-type: none"> Vehicle-sensitive seat belt lock sensor (A60) 	5
f18	15R	-	Spare	-

Fuse 19 - 27, As Of 9/1/03 - Up To 5/31/04

f19	15	BKYE 1.00	Valid for engines 112, 113, SL 55 AMG: Circuit 15 connector sleeve (fused) (Z3/29): <ul style="list-style-type: none"> ● Cylinder 1 ignition coil (T1/1) ● Cylinder 2 ignition coil (T1/2) ● Cylinder 3 ignition coil (T1/3) ● Cylinder 4 ignition coil (T1/4) ● Cylinder 5 ignition coil (T1/5) ● Cylinder 6 ignition coil (T1/6) ● Cylinder 7 ignition coil (T1/7) ● Cylinder 8 ignition coil (T1/8) 	15
f20	15	BKGN 0.75	<ul style="list-style-type: none"> ● Data link connector (X11/4) 	7.5
f21	15R	BKYE 0.5	<ul style="list-style-type: none"> ● Instrument cluster (A1) 	5
f22	30	RDYE 0.5	<ul style="list-style-type: none"> ● Instrument cluster (A1) 	5
f23	30	RDWH 1.0 RDWH 1.0	<ul style="list-style-type: none"> ● AAC [KLA] control and operating unit (N22) ● Coolant circulation pump (M13) 	10
f24	30	RDWH 0.5	<ul style="list-style-type: none"> ● Stop lamp switch (S9/1) 	5
f25	30	RDYE 0.75	<ul style="list-style-type: none"> ● Alarm signal horn (H3) 	7.5
f26	30	RDBU 0.5	<ul style="list-style-type: none"> ● Lower control panel control unit (N72/) 	5
f27	30	RDVT 2.5	<ul style="list-style-type: none"> ● Left front seat adjustment control unit with memory (N32/1) 	30

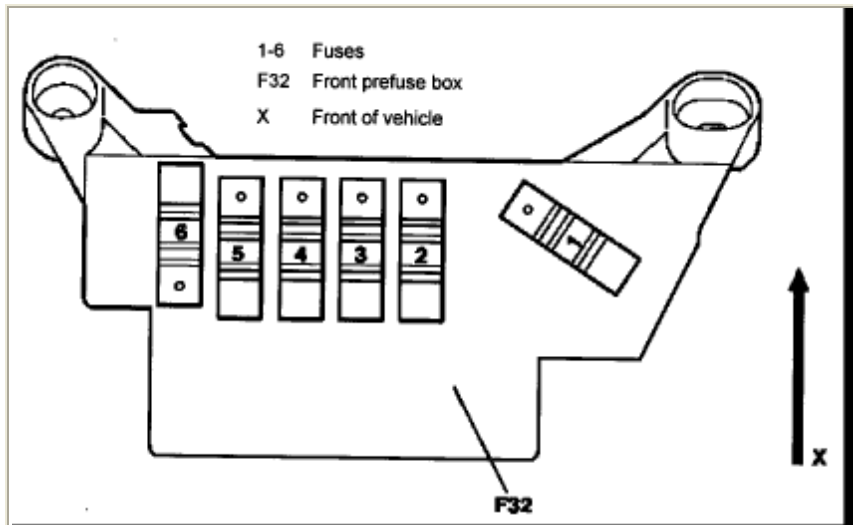
Fuse 1 - 16, As Of 6/1/04

Fuse	Terminal	Cable ID (fused)	Fused function	Rating in amperes (A)
f1	30	-	<ul style="list-style-type: none"> Wiper park position heater relay (K40/2kA) 	20
f2	30	-	<ul style="list-style-type: none"> High pressure and return flow pump relay (K40/2kF) 	40
f3	30	-	<ul style="list-style-type: none"> Steering column forward/back adjustment relay 1 (K40/2kD) Steering column forward/back adjustment relay 2 (K40/2kE) 	15
f4	30	-	<ul style="list-style-type: none"> Steering column height adjustment relay 1 (K40/2kl) Steering column height adjustment relay 2 (K40/2kJ) 	15
f5	15R	-	<ul style="list-style-type: none"> Wiper On and Off relay (K40/2kH) 	40
f6	15	RDGN 0.75	Valid for code (292) left front and right sidebag: <ul style="list-style-type: none"> Restraint systems control unit (N2/7) 	7.5
f7	15	RDGN 1.5	<ul style="list-style-type: none"> Rear fuse and relay module (K40/5) 	5
f8	30	RD 0.75	<ul style="list-style-type: none"> Central gateway control unit (N93) 	10
f9	30	PKWH 2.5	Valid for left-hand drive vehicles: <ul style="list-style-type: none"> Left door control unit (N69/1) Valid for right-hand drive vehicles: <ul style="list-style-type: none"> Right door control unit (N69/2) 	40
f10	15	BKVT 0.75	<ul style="list-style-type: none"> Left front lamp unit (E1) Right front lamp unit (E2) 	10
f11	15R	BKYE 4.0	<ul style="list-style-type: none"> Circuit 15R/30 cutoff relay (K75) 	30
f12	15R	RDVT 0.75	Valid for code (292) left front and right sidebag: <ul style="list-style-type: none"> Restraint systems control unit (N2/7) 	7.5
f13	30	RDGN 1.5	Valid for code (487a) Active Body Control (ABC): <ul style="list-style-type: none"> ABC control unit (N51/2) 	15
f14	15R	BKGN 0.75	<ul style="list-style-type: none"> Windshield washer fluid pump (M5/1) 	7.5
f15	30	RDGN 1.0	<ul style="list-style-type: none"> Data link connector (X11/4) 	10
f16	15R	PKYE 1.0	Valid for code (359) TELE AID emergency call system, low-cost with code (491) US-version: <ul style="list-style-type: none"> Emergency call system control unit (N123/4) Valid for code (278) complete telephone preinstallation without portable CTEL: <ul style="list-style-type: none"> CTEL separation point (X39/37) 	5

Fuse 16 - 27, As Of 6/1/04

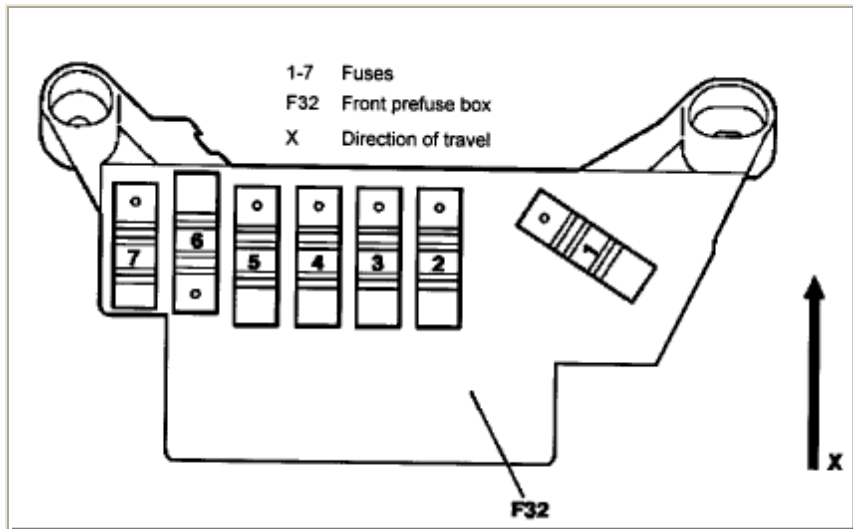
			Valid for code (352a) COMAND operating and display system: with code (498) Japan version: ● VICS power supply separation point (X137/1)	
f17	15R	RDYE 0.5	● Vehicle-sensitive seat belt lock sensor (A60)	5
f18	15R	-	Spare	-
f19	15	BKYE 1.0	Valid for engines 112, 113, SL55AMG: ● Cylinder 1 ignition coil (T1/1) ● Cylinder 2 ignition coil (T1/2) ● Cylinder 3 ignition coil (T1/3) ● Cylinder 4 ignition coil (T1/4) ● Cylinder 5 ignition coil (T1/5) ● Cylinder 6 ignition coil (T1/6) Valid for engine 113, SL55AMG: ● Cylinder 7 ignition coil (T1/7) ● Cylinder 8 ignition coil (T1/8)	15
f20	15	BKGN 0.75	● Data link connector (X11/4)	7.5
f21	15R	BKYE 0.5	● Instrument cluster (A1)	5
f22	30	RDYE 0.5	● Instrument cluster (A1)	5
f23	30	RDWH 0.75 RDWH 1.0	Valid for code (581a) automatic air conditioning ● Coolant circulation pump (M13) ● AAC [KLA] control and operating module (N22)	10
f24	30	RDWH 0.5	● Stop lamp switch (S9/1)	5
f25	30	RDYE 0.75	● Alarm signal horn (H3)	7.5
f26	30	RDBU 0.5	● Lower control panel control unit (N72/)	5
f27	30	RDVT 2.5	● Left front seat adjustment control unit with memory (N32/1)	30

Assignment of Fuses in Front Prefuse Box



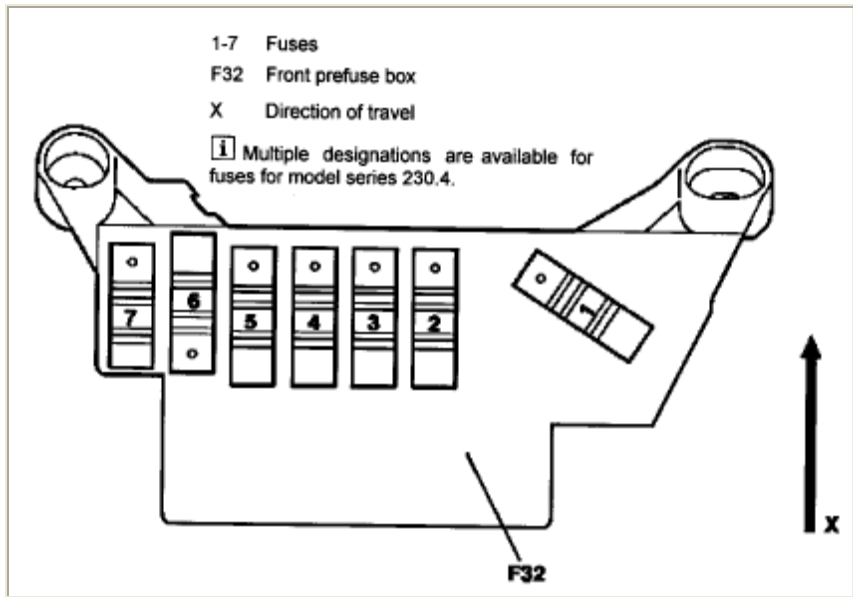
Fuse 1 - 6, Up To 8/31/03

Fuse	Terminal	Cable ID (cable fused)	Fused function	Rating in amperes (A)
F1	30	10.0 RD	Valid for SL 350 and SL 500 <ul style="list-style-type: none"> ● Electric suction fan engine and AC with integrated control (M4/7) 	100
	30	12.0 RD	Valid for SL 55 AMG: <ul style="list-style-type: none"> ● Electric suction fan engine and AC with integrated control (M4/7) 	100
F2	30	16.0 RD	Passenger-side fuse and relay module (K40/4)	200
F3	30	16.0 RD	Driver-side fuse and relay module (K40/2)	200
F4	30	4.0 RD	Electronic ignition switch control unit (N73)	80
F5	30	1.0 RDGN	Heating systems recirculation unit (A32)	40
F6	30	-	Spare	-



Fuse 1 - 7, As Of 9/1/03 - Up To 5/31/04

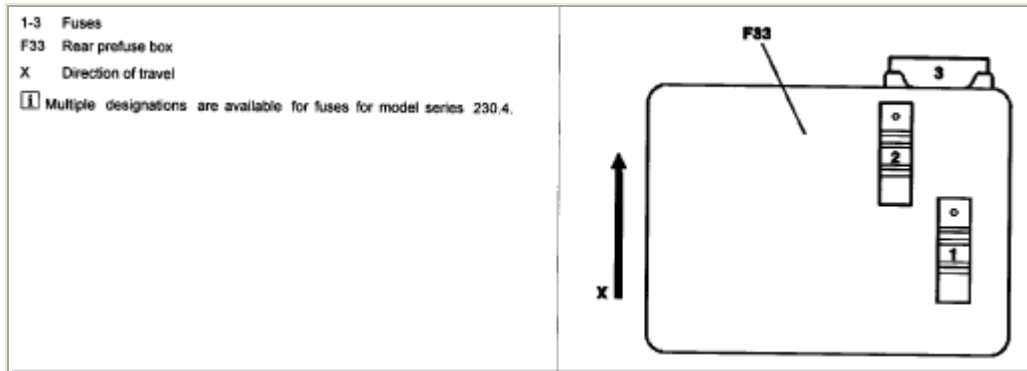
Fuse	Terminal	Cable ID (fused line)	Fused function	Rating in amperes (A)
f1	30	RD 10.0	Valid for engines 112, 113: <ul style="list-style-type: none"> ● Engine and AC electric suction fan with integrated control (M4/7) 	100
	30	RD 12.0	Valid for engine SL55AMG: <ul style="list-style-type: none"> ● Engine and AC electric suction fan with integrated control (M4/7) 	100
f2	30	RD 16.0	<ul style="list-style-type: none"> ● Passenger-side fuse and relay module (K40/4) 	200
f3	30	RD 16.0	<ul style="list-style-type: none"> ● Driver-side fuse and relay module (K40/2) 	200
f4	30	RD 4.0	<ul style="list-style-type: none"> ● EIS [EZS] control unit (N73) 	80
f5	30	RDGN 4.0	<ul style="list-style-type: none"> ● Heating systems recirculation unit (A32) 	40
f6	30	-	Spare	-
f7	30	RDGN 4.0	<ul style="list-style-type: none"> ● SBC hydraulic unit (A7/3) 	40



Fuse 1 - 7, As Of 6/1/04

Fuse	Terminal	Cable ID (fused line)	Fused function	Rating in amperes (A)
f1	30	RD 10.0	Valid for engines 112, 113: <ul style="list-style-type: none"> ● Engine and AC electric suction fan with integrated control (M4/7) 	100
		RD 12.0	Valid for engine 275, SL55AMG, SL65AMG: <ul style="list-style-type: none"> ● Engine and AC electric suction fan with integrated control (M4/7) 	100
f2	30	RD 16.0	Valid for left-hand drive vehicles: <ul style="list-style-type: none"> ● Passenger-side fuse and relay module (K40/4) Valid for right-hand drive vehicles: <ul style="list-style-type: none"> ● Driver-side fuse and relay module (K40/2) 	200
f3	30	RD 16.0	Valid for left-hand drive vehicles: <ul style="list-style-type: none"> ● Driver-side fuse and relay module (K40/2) Valid for right-hand drive vehicles: <ul style="list-style-type: none"> ● Passenger-side fuse and relay module (K40/4) 	200
f4	30	RD 4.0	<ul style="list-style-type: none"> ● EIS [EZS] control unit (N73) 	80
f5	30	RDGN 4.0	<ul style="list-style-type: none"> ● SBC hydraulic unit (A7/3) 	40
f6	30	-	i Not used due to cable duct	-
f7	30	RDGN 4.0	<ul style="list-style-type: none"> ● Heating systems recirculation unit (A32) 	40

Assignment of Fuses in Rear Prefuse Box



Fuse 1 - 3

Fuse	Terminal	Cable ID (fused line)	Fused function	Rating in amperes (A)
f1	30z	RD 10.0	<ul style="list-style-type: none"> Passenger-side fuse and relay module (K40/4) 	60
f2	30z	RD 16.0	<ul style="list-style-type: none"> Rear fuse and relay module (K40/5) 	200
f3	30z	RD 1.5	<ul style="list-style-type: none"> Steering column module (N80) EIS [EZS] control unit (N73) ME-SFI [ME] control unit (N3/10) 	7.5