






P72.10-2793-07

**Shown on model 230.4 without code
(P99) Special model "AMG Black Series"**

1	Bolts	4	Access opening	7	Door handle
2	Door lock cover	5	Screw	8	Gasket
3	Gasket	6	Lock guide cylinder		

 	Remove/install		
1	Unscrew bolts (1) and remove door lock covering (2).		
2	Pull seal for outer sealing rail (3) out of access opening (4)		
3	Unscrew bolt (5)		Secure bolt (5) against falling down.
4	Pivot lock cylinder guide (6) toward rear and pull out.		Pull door handle (7) until lock cylinder guide (6) is free to move.  Installation: Ensure that seal (8) is seated correctly in lock cylinder guide (6)
5	Disconnect electrical connector for infrared receiver		
6	Install in the reverse order		