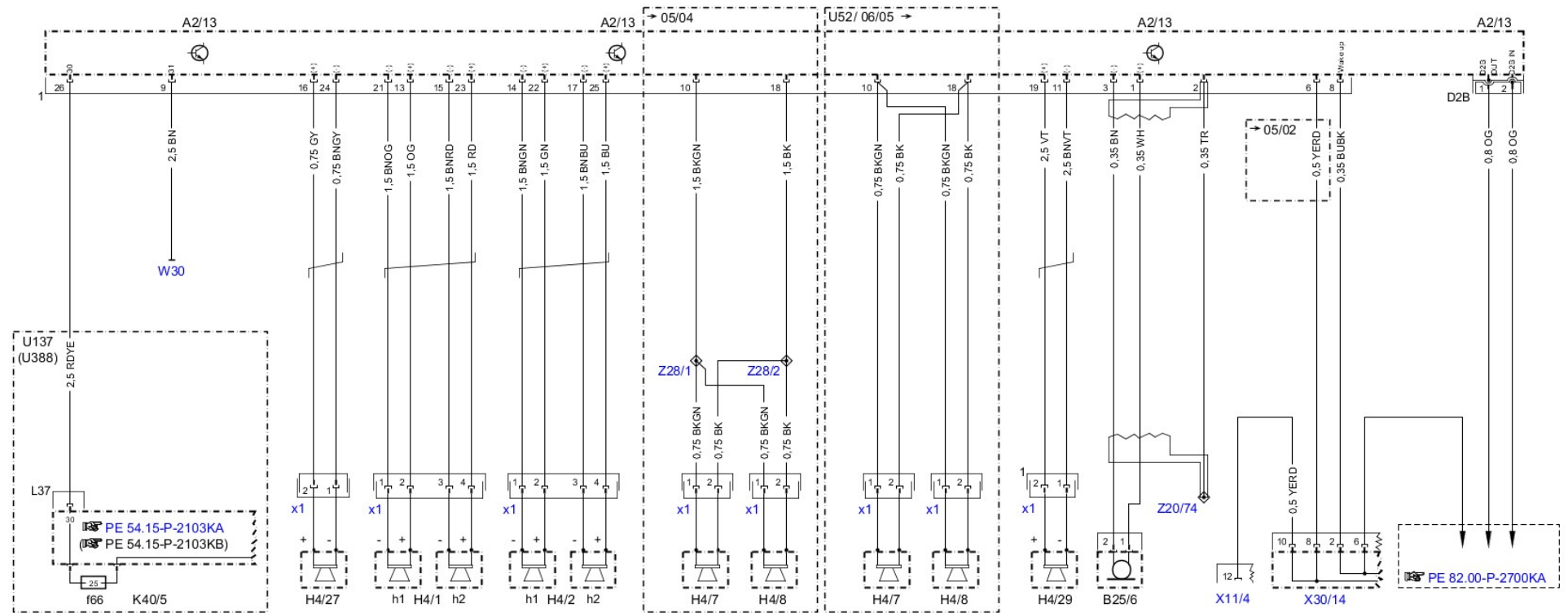
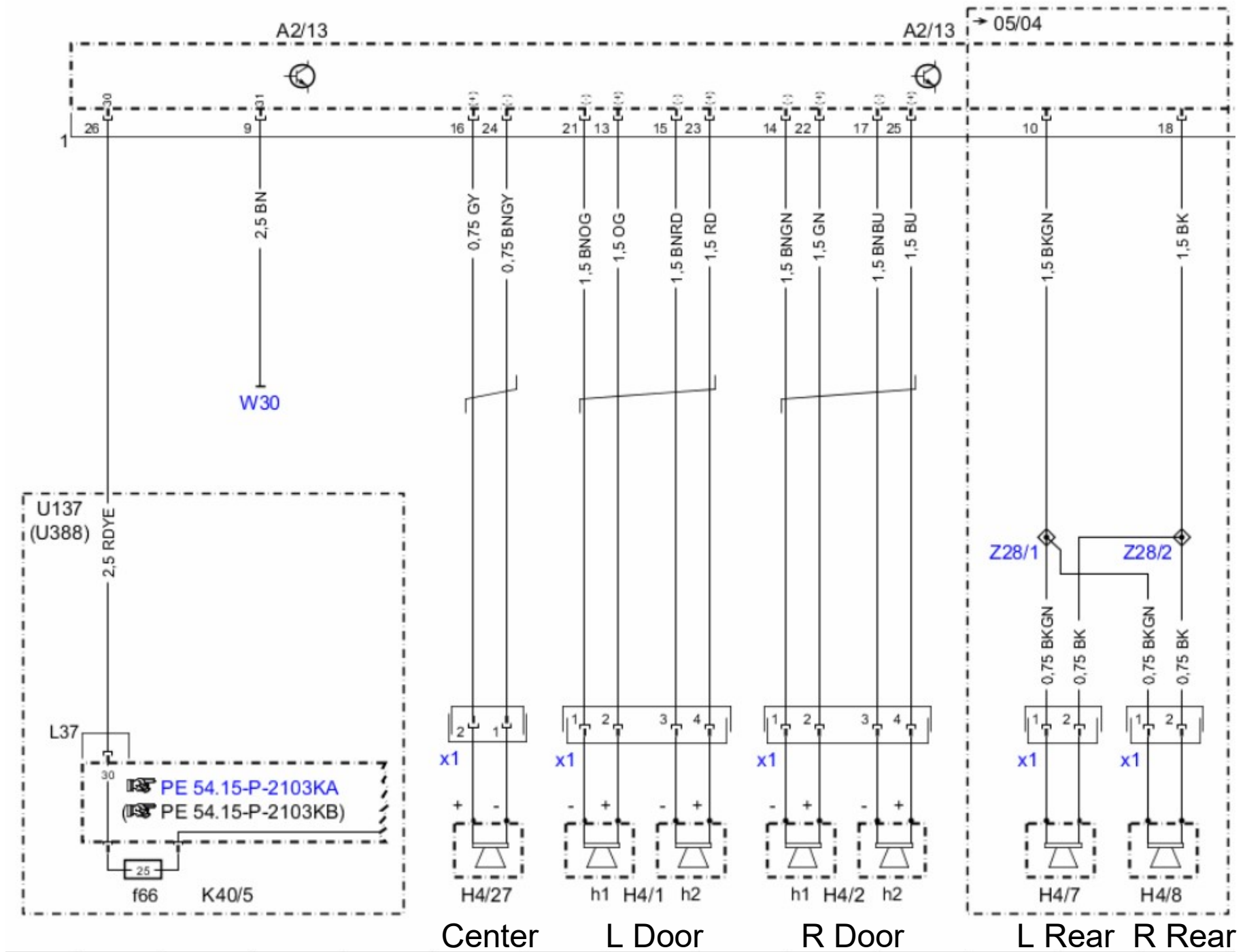
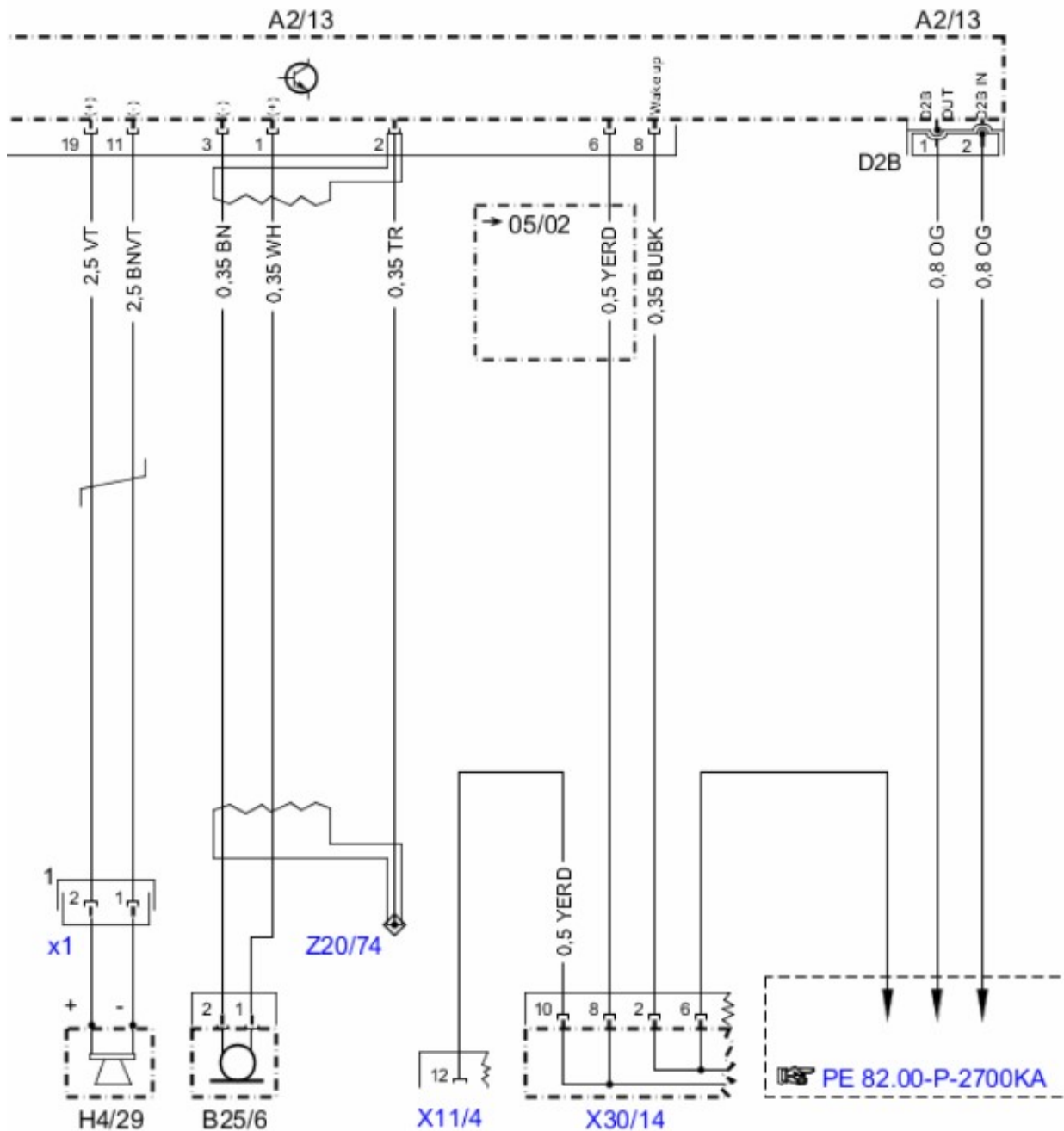


Title Sound amplifier control unit wiring diagram
 Validity MODEL 230 up to 31.5.04 with CODE (810) Sound system




A2/13	Sound amplifier
A2/13	Sound amplifier
A2/13	Sound amplifier
A2/13	Sound amplifier
B25/6	Sound amplifier microphone
H4/1	Left door speaker group
H4/1h1	Tweeter
H4/1h2	Woofers
H4/1x1	Left door speaker group connector
H4/2	Right door speaker group
H4/27	Center cockpit speaker (centerfill)
H4/27x1	Center cockpit speaker connector (centerfill)
H4/29	Subwoofer
H4/29x1	Subwoofer connector
H4/2h1	Tweeter
H4/2h2	Woofers
H4/2x1	Right door speaker group connector
H4/7	Left rear speaker
H4/7	Left rear speaker
H4/7x1	Left rear speaker connector
H4/7x1	Left rear speaker connector
H4/8	Right rear speaker
H4/8	Right rear speaker
H4/8x1	Right rear speaker connector
H4/8x1	Right rear speaker connector
K40/5	Rear fuse and relay module
K40/5f66	Fuse 66
U137	Valid for M113.963, M113.992, M113.995
U388	Valid for SL 600
U52	Valid for Japan
W30	Ground (frame)
X11/4	Data link connector





SUB Amp Mic



Subwoofer
11-, 19+

Left Door Tweeter 13-, 21+

Right Door Tweeter 14-, 22+

Left Door Bass 15-, 23+

Center speaker 24-, 16+

Right Door Bass 17-, 25+