

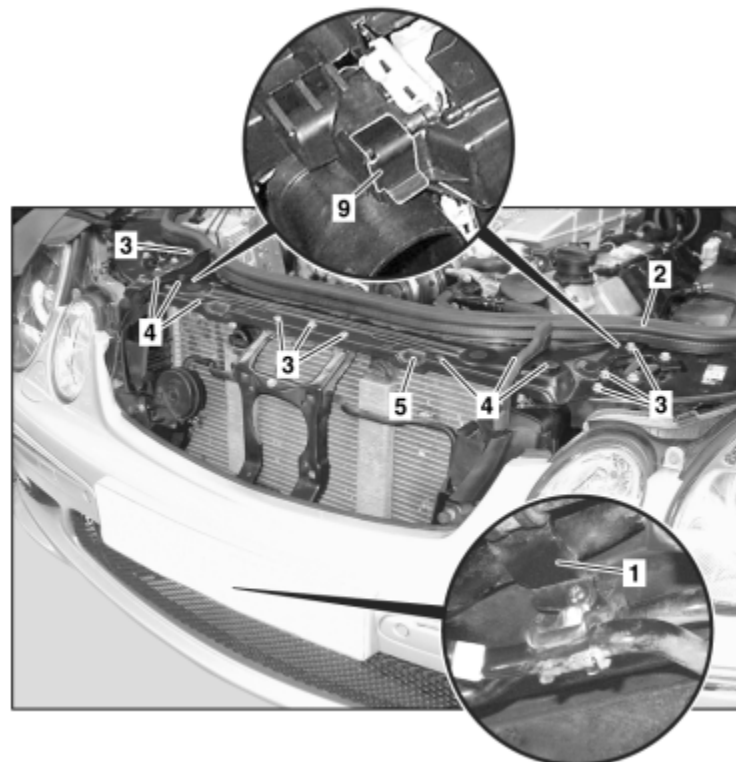
ENGINE 113.990 in MODELS 211.076 /276

- 7 Right air guide duct
- 8 Cover at front end of engine
- 9 Left air guide duct










P01.20-2078-01

- 1 Bolt
- 2 Rubber seal
- 3 Bolts
- 4 Expanding rivet
- 5 Radiator crossmember
- 9 Flat spring



P20.40-2054-12

	Removing/installing		
 Danger!	Risk of death caused by vehicle slipping or toppling off the lifting platform.	Align vehicle between the columns of the hydraulic hoist and position the four support plates below the hoist support points specified by the vehicle manufacturer.	AS00.00-Z-0010-01A
1	Disconnect ground cable from battery	Model 211.0	AR54.10-P-0003T
		Model 211.2	AR54.10-P-0003TA
2	Remove engine compartment paneling	 Only front part.	AR61.20-P-1105T
3	Remove bolt (1) for oil cooling bracket on fan shroud		
4	Remove cover on engine front face (8)		
5	Remove air duct on the right (7) and air duct on the left (9)		
6	Disconnect electrical connector on the suction fan		
7	Remove the rubber seal (2) in the region of the radiator crossmember (5)		
8	Remove expanding rivet (4)		
9	Unscrew bolt (3) and remove radiator crossmember (5)	 Bolt for center reinforcement on outer reinforcement	BA62.30-P-1008-02A
		 Bolt for center reinforcement on catch hook reinforcement	BA62.30-P-1009-02A
10	Remove the left and the right flat spring (9)		
11	Release coolant hose from bracket on fan shroud		
12	Tilt the fan shroud in the upward direction against the direction of travel and remove it	 Installation: Ensure that the fan shroud retaining lugs are inserted in the mounts at the bottom of the radiator.  Align fan shroud, check gap size of hood.	
13	Install in reverse order		

14	Check closing and opening mechanism for hood		
----	--	--	--

Nm Front end assembly with front reinforcement

Number	Designation		Nm	Model 211
BA62.30-P-1008-02A	Bolt for center reinforcement on outer reinforcement		Nm	10
BA62.30-P-1009-02A	Bolt for center reinforcement on arrester hook reinforcement		Nm	10