



## LAMBORGHINI GALLARDO

**Vehicle type:** mid-engine, 4-wheel-drive, 2-passenger, 2-door coupe

**Price as tested:** \$177,200

**Price and option breakdown:** base Lamborghini Gallardo (includes \$5400 gas-guzzler tax and \$1300 freight), \$167,200; engear transmission, \$10,000

**Major standard accessories:** power windows, seats, and locks; remote locking; A/C; tilting and telescoping steering wheel; rear defroster

**Sound system:** Lamborghini AM/FM/cassette/CD changer, 6 speakers

### ENGINE

Type . . . . . V-10, aluminum block and heads  
 Bore x stroke . . . . . 3.25 x 3.65 in, 82.5 x 92.8mm  
 Displacement . . . . . 303 cu in, 4961 cc  
 Compression ratio . . . . . 11.0:1  
 Fuel-delivery system . . . . . port injection  
 Valve gear . . . . . chain-driven double overhead cams, 4 valves per cylinder, hydraulic lifters, variable intake- and exhaust-valve timing  
 Power (SAE net) . . . . . 493 bhp @ 7800 rpm  
 Torque (SAE net) . . . . . 376 lb-ft @ 4500 rpm  
 Redline . . . . . 8100 rpm

### DRIVETRAIN

Transmission . . . . . 6-speed manual with automated shifting and clutch  
 Final-drive ratio . . . . . 3.08:1, limited slip  
 Transfer-gear ratio . . . . . 1.12:1  
 4-wheel-drive system . . . . . full time with limited-slip center differential, open front differential, and limited-slip rear differential with brake-based traction control

Gear	Ratio	Mph/1000 rpm	Max test speed
I	2.56	8.4	68 mph (8100 rpm)
II	1.85	11.7	94 mph (8100 rpm)
III	1.42	15.2	123 mph (8100 rpm)
IV	1.14	19.0	154 mph (8100 rpm)
V	0.94	23.0	186 mph (8100 rpm)
VI	0.81	26.8	191 mph (7150 rpm)

### DIMENSIONS

Wheelbase . . . . . 100.8 in  
 Track, front/rear . . . . . 63.9/62.7 in  
 Length/width/height . . . . . 169.3/74.8/45.9 in  
 Ground clearance . . . . . 4.8 in  
 Curb weight . . . . . 3560 lb  
 Weight distribution, F/R . . . . . 43.8/56.2%  
 Curb weight per horsepower . . . . . 7.1 lb  
 Fuel capacity . . . . . 23.8 gal

### CHASSIS/BODY

Type . . . . . aluminum tube space frame  
 Body material . . . . . aluminum stampings and carbon-fiber-reinforced plastic

### INTERIOR

SAE volume, front seat . . . . . 49 cu ft  
 luggage . . . . . 4 cu ft  
 Front-seat adjustments . . . . . fore-and-aft, seatback angle, front height, rear height, lumbar support  
 Restraint systems, front . . . . . manual 3-point belts, driver and passenger front and side airbags

### SUSPENSION

Front . . . . . ind, unequal-length control arms, coil springs, anti-roll bar  
 Rear . . . . . ind, unequal-length control arms, coil springs, anti-roll bar

### STEERING

Type . . . . . rack-and-pinion with hydraulic power assist  
 Turns lock-to-lock . . . . . 3.0  
 Turning circle curb-to-curb . . . . . 37.7 ft

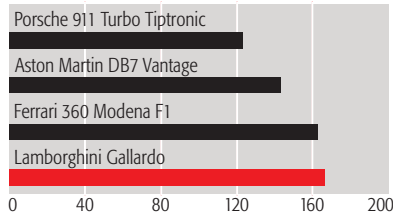
### BRAKES

Type . . . . . hydraulic with vacuum power assist and anti-lock control  
 Front . . . . . 14.4 x 1.3-in vented and cross-drilled disc  
 Rear . . . . . 13.2 x 1.3-in vented and cross-drilled disc

### WHEELS AND TIRES


Wheel size . . . . . F: 8.5 x 19 in, R: 11.0 x 19 in  
 Wheel type . . . . . cast aluminum  
 Tires . . . . . Pirelli P Zero Rosso; F: 235/35YR-19, R: 295/30YR-19  
 Test inflation pressures, F/R . . . . . 44/44 psi  
 Spare . . . . . none

### CURRENT BASE PRICE\* dollars x 1000

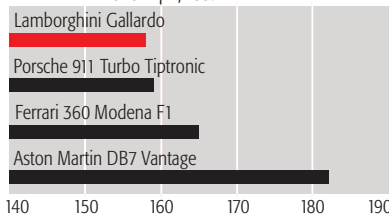


\*Base price includes freight, any performance options, and applicable gas-guzzler taxes.


### ACCELERATION seconds ■ 0-60 mph ■ 1/4-mile




### BRAKING 70-0 mph, feet



### ROADHOLDING 300-foot skidpad, g



### EPA CITY FUEL ECONOMY mpg



## C/D TEST RESULTS

ACCELERATION	Seconds
Zero to 30 mph . . . . .	1.8
40 mph . . . . .	2.5
50 mph . . . . .	3.3
60 mph . . . . .	4.1
70 mph . . . . .	5.2
80 mph . . . . .	6.3
90 mph . . . . .	7.8
100 mph . . . . .	9.2
110 mph . . . . .	10.7
120 mph . . . . .	12.9
130 mph . . . . .	15.0
140 mph . . . . .	17.6
150 mph . . . . .	21.4
160 mph . . . . .	25.5
Street start, 5-60 mph . . . . .	4.6
Top-gear acceleration, 30-50 mph . . . . .	4.0
50-70 mph . . . . .	6.2
Standing 1/4-mile . . . . .	12.4 sec @ 118 mph
Top speed (drag limited) . . . . .	191 mph

BRAKING	70-0 mph @ impending lockup
	158 ft

HANDLING	300-ft-dia skidpad	Understeer
Roadholding, 300-ft-dia skidpad . . . . .	1.00 g	minimal

FUEL ECONOMY	EPA city driving	EPA highway driving	C/D-observed
	10 mpg	17 mpg	12 mpg

INTERIOR SOUND LEVEL	dB
Idle . . . . .	59 dBA
Full-throttle acceleration . . . . .	89 dBA
70-mph cruising . . . . .	75 dBA