

P46.30-2224-09

## Shown on model 164

- 1 Power steering pump  
2 Bolts  
3 Hose  
4 Bolts

- 5 Support  
6 Screw  
7 Banjo bolt  
8 High-pressure expansion hose

- 9 Intake air duct  
10 Securing clamp  
A9 Refrigerant compressor

		Remove/install		
	<b>Danger!</b>	<b>Risk of injury</b> caused by <b>fingers being pinched or crushed</b> when removing, installing or aligning hoods, doors, trunk lids, liftgates or sliding roof	Keep body parts and limbs well clear of moving parts.	AS00.00-Z-0011-01A
	<b>Danger!</b>	<b>Risk of death</b> caused by vehicle slipping or toppling off of the lifting platform.	Align vehicle between columns of vehicle lift and position four support plates at vehicle lift support points specified by vehicle manufacturer.	AS00.00-Z-0010-01A
	<b>Danger!</b>	<b>Risk of injury</b> to skin or eyes caused by hydraulic fluid spraying out under high pressure. <b>Risk of poisoning</b> caused by swallowing hydraulic fluid	Depressurize the hydraulic system completely before starting any work on the system. Wear protective clothing and safety glasses.	AS00.00-Z-0013-01A
1		Open engine hood	Model 164 Model 209 Model 211 Model 219 Model 251	AR88.40-P-1000GZ AR88.40-P-1000Q AR88.40-P-1000T AR88.40-P-1000TX AR88.40-P-1000RT
2		Remove front engine cover	Do not tilt front engine cover, but lift upwards vertically otherwise the retaining lugs can break off.	
3		Remove left intake air duct (9)		
4		Release refrigerant intake line of air conditioning system from mounting clamp (10) on left of engine compartment	Model 164, 251	
5		Extract oil from expansion reservoir of power steering pump (1)	Hand pump	*210589007100
6.1		Remove electric fan	Model 209	AR20.40-P-5000QB
6.2		Remove fan shroud	Model 211 Model 219	AR20.40-P-6800TC AR20.40-P-6800TZ
7		Remove poly-V belt	Model 164, 251 Model 209, 211, 219	AR13.22-P-1202GZS AR13.22-P-1202TMG
8		Raise vehicle with vehicle lift	Model 164 Model 209 Model 211	AR00.60-P-1000GZ AR00.60-P-1000P AR00.60-P-1000T

		Model 219 Model 251	AR00.60-P-1000TX AR00.60-P-1000RT
9	Remove lower engine compartment paneling	<b>i</b> <b>Installation:</b> Install engine compartment paneling only after engine test run. Model 164 Model 209 Model 211 Model 219 Model 251	AR61.20-P-1105GZ AR61.20-P-1105P <b>AR61.20-P-1105T</b> AR61.20-P-1105TX AR61.20-P-1105RT
10	Remove bolts of bracket of power steering pressure line on the engine oil pan and hang up pressure line to one side	<b>i</b> This makes it easier to lower and remove the power steering pump (1). <b>Nm</b>	<b>*BA46.30-P-1008-010</b>
11	Detach refrigerant compressor (A9)	<b>i</b> Place refrigerant compressor (A9) with connected lines to the side. Model 164 Model 209, 211, 219 Model 251	AR83.55-P-5300GZ <b>AR83.55-P-5300TMG</b> AR83.55-P-5300RT
12	Remove front section of fender liner in left front fender	<b>i</b> Only on model 164 and 251: This improves accessibility to the power steering pump (1). Model 164 Model 251	AR88.10-P-1310GZ AR88.10-P-1310RT
13	Remove banjo bolt (7) from connection for high-pressure expansion hose (8) on power steering pump (1)	<b>i</b> <b>Installation:</b> Replace sealing rings.  <b>i</b> Seal openings using stop plugs. <b>Nm</b> <b>S</b> Set of stop plugs	<b>*BA46.30-P-1007-010</b> <b>*129589009100</b>
14.1	Remove bolt of support (5) on power steering pump	Model 209 <b>Nm</b>	<b>*BA46.30-P-1005-010</b>
14.2	Remove bolts (4) of support (5)	Model 164, 211, 219, 251 <b>Nm</b> <b>Nm</b>	<b>*BA46.30-P-1004-010</b> <b>*BA46.30-P-1005-010</b>
15	Remove support (5) of power steering pump (1)	Model 164, 211, 219, 251	
16	Cut through cable tie behind power steering pump	<b>i</b> <b>Installation:</b> Install new cable ties.	
17	Remove screw (6)	<b>Nm</b>	<b>*BA46.30-P-1002-010</b>
18	Remove bolts (2)	<b>Nm</b>	<b>*BA46.30-P-1001-010</b>
19	Disconnect hose (3) of expansion reservoir from power steering pump (1)	<b>S</b> Clamping device	<b>*000589543700</b>
20	Remove power steering pump (1) from below		
21	Install in the reverse order		
22	Fill power steering pump and bleed	Model 164 Model 209 Model 211 Model 219 Model 251 <b>S</b> Model 164 <b>S</b> Model 209, 211, 219 <b>S</b> Model 251	AR46.30-P-0010GZ AR46.30-P-0010P <b>AR46.30-P-0010TS</b> AR46.30-P-0010TY AR46.30-P-0010RT <b>*BF46.20-P-1001-01C</b> <b>*BF46.20-P-1001-01A</b> <b>*BF46.20-P-1001-01D</b>
<b>◀</b>	<b>Checking</b>		
<b>⚠ Danger!</b>	<b>Risk of accident</b> caused by vehicle starting off by itself when engine is running. <b>Risk of injury</b> caused by contusions and burns during starting procedure or when working near the engine as it is running	Secure vehicle to prevent it from moving by itself. Wear closed and snug-fitting work clothes. Do not touch hot or rotating parts.	<b>AS00.00-Z-0005-01A</b>
23	Check the steering system for leaks when the engine is running.	<b>i</b> Carry out visual inspection.	

**Nm** Power steering pump

Number	Designation	Engine 156 in model 164, 209, 211, 219, 251

BA46.30-P-1001-01O	Bolt, power steering pump bracket to timing case cover	M8×30	Nm	20
		M8×35	Nm	20
BA46.30-P-1002-01O	Bolt, power steering pump bracket to crankcase	M8×90	Nm	20
BA46.30-P-1004-01O	Bolt, support holder to cylinder crankcase	M8×35	Nm	20
BA46.30-P-1005-01O	Bolt, support holder to power steering pump	M8×35	Nm	20
BA46.30-P-1007-01O	High-pressure expansion hose to power steering pump		Nm	40
BA46.30-P-1008-01O	Bolt, power steering pressure line bracket to engine oil pan		Nm	10

### Steering gear

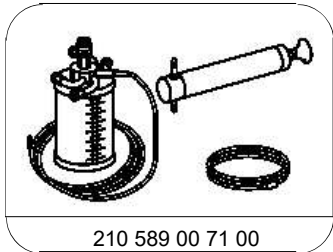
Number	Designation	Model 164		
BF46.20-P-1001-01C	Power steering	Filling capacity	Liters	≈ 1,2
		MB steering gear oil	Sheet	BB00.40-P-0236-03A

### Steering gear

Number	Designation	Model 251 without electrohydraulic P/S (EHPS)		
BF46.20-P-1001-01D	Power steering	Filling capacity	Liters	≈ 1,2
		MB steering gear oil	Sheet	BB00.40-P-0236-03A

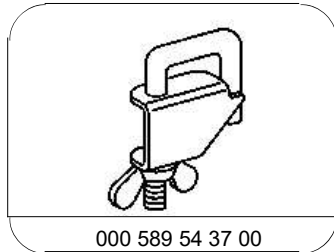
### Steering gear

Number	Designation	Model 209	Model 211	Model 219		
BF46.20-P-1001-01A	Power steering	Filling capacity	Liters	≈ 1,0	≈ 1,1	≈ 1,0
		MB steering gear oil	Sheet	BB00.40-P-0345-00A	BB00.40-P-0345-00A	BB00.40-P-0345-00A



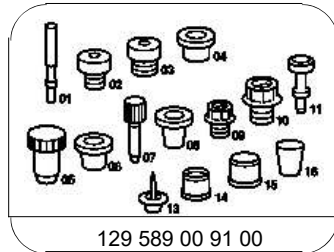
210 589 00 71 00

Hand pump



000 589 54 37 00

Clamping device



129 589 00 91 00

Set of stop plugs