



MODEL 164, 209, 211, 219, 251 with ENGINE 156

- 1 Front engine cover
- 2 Connector hose
- 3 Expansion reservoir
- 4 Clip
- 5 Clip
- 6 Screw
- 7 Air hose




P46.25-2104-06

	Remove/install		
Danger!	Risk of injury to skin or eyes caused by hydraulic fluid spraying out under high pressure. Risk of poisoning caused by swallowing hydraulic fluid	Depressurize the hydraulic system completely before starting any work on the system. Wear protective clothing and safety glasses.	AS00.00-Z-0013-01A
Danger!	Risk of accident caused by vehicle starting off by itself when engine is running. Risk of injury caused by contusions and burns during starting procedure or when working near the engine as it is running	Secure vehicle to prevent it from moving by itself. Wear closed and snug-fitting work clothes. Do not touch hot or rotating parts.	AS00.00-Z-0005-01A
Danger!	Risk of injury caused by fingers being pinched or crushed when removing, installing or aligning hoods, doors, trunk lids, liftgates or sliding roof Open engine hood	Keep body parts and limbs well clear of moving parts.	AS00.00-Z-0011-01A
1	Unclip front engine cover (1)	Do not tilt the front engine cover (1) but instead lift it off vertically, otherwise the retaining lugs can break off.	AR88.40-P-1000GZ AR88.40-P-1000Q AR88.40-P-1000T AR88.40-P-1000TX AR88.40-P-1000RT
2	Remove the connector hose (2)	Unclip the air hose (7) from the bracket.	
3	Extract oil from expansion reservoir (3) of power steering pump	Hand pump	*210589007100
4	Undo clamp (4, 5) on expansion reservoir (3)	Seal the lines and openings at the expansion reservoir (3). Installation: Replace the clamp (4, 5). Set of stop plugs	*129589009100
5	Remove bolt (6) from expansion reservoir (3)		*BA46.30-P-1003-010
6	Lift off expansion reservoir (3)		
7	Install in the reverse order		
8	Fill power steering pump and bleed	Model 164 Model 209 Model 211 Model 219 Model 251 Model 164 Model 209, 211, 219 Model 251	AR46.30-P-0010GZ AR46.30-P-0010P AR46.30-P-0010TS AR46.30-P-0010TY AR46.30-P-0010RT *BF46.20-P-1001-01C *BF46.20-P-1001-01A *BF46.20-P-1001-01D
9			


	Checking		
10	Carry out visual inspection for leaks when engine is running		

 **Power steering pump**

Number	Designation	Engine 156 in model 164, 209, 211, 219, 251
BA46.30-P-1003-01O	Bolt, expansion reservoir to front lifting eye M6×13 Nm	8.5

 **Steering gear**

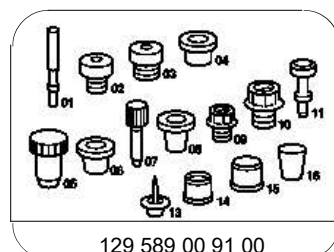
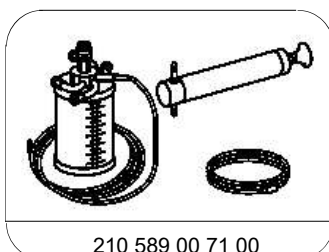
Number	Designation	Model 164
BF46.20-P-1001-01C	Power steering Filling capacity	Liters ≈ 1,2
	MB steering gear oil	Sheet BB00.40-P-0236-03A

 **Steering gear**

Number	Designation	Model 209	Model 211	Model 219
BF46.20-P-1001-01A	Power steering Filling capacity	Liters ≈ 1,0	≈ 1,1	≈ 1,0
	MB steering gear oil	Sheet BB00.40-P-0345-00A	BB00.40-P-0345-00A	BB00.40-P-0345-00A

 **Steering gear**

Number	Designation	Model 251 without electrohydraulic P/S (EHPS)
BF46.20-P-1001-01D	Power steering Filling capacity	Liters ≈ 1,2
	MB steering gear oil	Sheet BB00.40-P-0236-03A



Hand pump

Set of stop plugs