








- 1 Power steering reservoir
2 Left intake air duct



P46.30-2196-05

 	Remove/install		
1	Hoist vehicle with lifting platform until wheels are free		AR00.60-P-1000T
2.1	Remove left air intake duct (2) upstream of air filter	Engines 272, 273	
2.2	Remove front engine cover	Engine 156 ⓘ Do not tilt front engine cover, but lift upwards vertically otherwise the retaining lugs can break off.	
3	Detach cap of expansion reservoir (1)	ⓘ Press the cap downwards and turn counterclockwise through 90°.	
	Charging		
4	Fill expansion reservoir (1a) with MB-steering gear oil	ⓘ Do not start the engine! If the engine is started there is the danger that air gets into the hydraulic steering system which cannot be removed without taking further action. ⓘ Fill the expansion reservoir (1) of the power steering to approx. 10 mm below the upper edge of the reservoir with MB steering gear oil ⓘ Add MB steering gear oil continuously, until the fluid level remains constant. 	*BF46.20-P-1001-01A
	Bleeding		
5	Turn steering wheel from steering stop to steering stop	ⓘ Do not start the engine! If the engine is started there is the danger that air gets into the hydraulic steering system which cannot be removed without taking further action. ⓘ Turn steering wheel slowly from steering stop to steering stop until no more bubbles are ascertained in the expansion reservoir (1) ⓘ Repeat turning the steering from stop to stop several times (up to 30 times). During this process MB steering gear oil must be added to the expansion reservoir by an assistant.	
 Danger!	Risk of accident caused by vehicle starting off by itself when engine is running. Risk of injury caused by contusions and burns during starting procedure or when working near the running engine	Secure vehicle to prevent it from moving by itself. Wear closed and snug-fitting work clothes. Do not grasp hot or rotating parts.	AS00.00-Z-0005-01A
6	Start engine without moving the steering	ⓘ Allow the engine to run for approx. 1 minute at idle speed.	

		i During this process an assistant must observe the steering gear oil level in the expansion reservoir (1) and MB steering gear oil added if necessary.	
7	Turn steering wheel from steering stop to steering stop	i When the engine is running turn the steering wheel slowly several times from steering stop to steering stop, meanwhile add MB steering gear oil to the expansion reservoir (1) i Repeat process until the steering gear oil level remains constant in the expansion reservoir (1) and no more bubbles form.	
	Checking		
8	Check oil level in the expansion reservoir (1) and fill up to the maximum fill level  AP Power steering - checking and correcting oil level		AP46.00-P-4611BB
9	Check the steering system for leaks and proper operation when the engine is running	i In the event of leakage, find and eliminate cause.	
10	Install in the reverse order		

Steering gear

Number	Designation	Model 211					
BF46.20-P-1001-01A	Power steering						
	<table border="0"> <tr> <td>Filling capacity</td> <td>Liters</td> <td>≈ 1.1</td> </tr> <tr> <td>MB steering gear oil</td> <td>Sheet</td> <td>BB00.40-P-0345-00A</td> </tr> </table>	Filling capacity	Liters	≈ 1.1	MB steering gear oil	Sheet	BB00.40-P-0345-00A
Filling capacity	Liters	≈ 1.1					
MB steering gear oil	Sheet	BB00.40-P-0345-00A					