
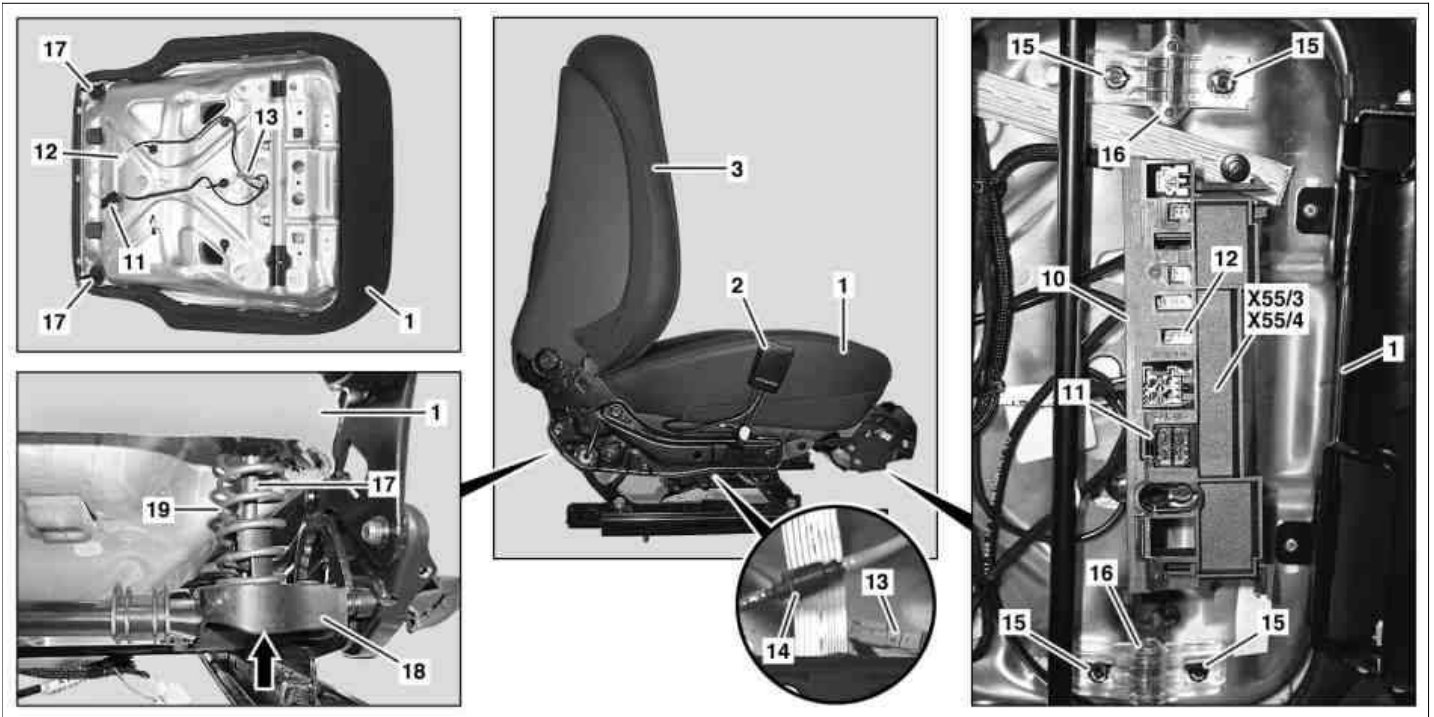


MODEL 211.0 /2 up to 30.6.04
 with CODE (404) Left multicontour seat
 with CODE (405) Right multicontour seat
 with CODE (433) Left dynamic seat, incl. multicontour seat
 with CODE (434) Right dynamic seat, incl. multicontour seat
 MODEL 211.6 up to 30.6.04
 with CODE (404) Left multicontour seat
 with CODE (405) Right multicontour seat






P91.10-2582-09





- | | | |
|--|--|---|
| <p>1 Seat cushion</p> <p>2 Seatbelt buckle</p> <p>3 Front seat</p> <p>4 Electrical connector
(with code (433) Left dynamic seat,
incl. multicontour seat or code (434)
Right dynamic seat, incl. multicontour
seat)</p> <p>5 Catch hook
(with code (404) Left multicontour
seat or code (405) Right multicontour
seat)</p> | <p>6 Multipoint connector
(with code (404) Left multicontour
seat or code (405) Right multicontour
seat)</p> <p>7 Multicontour seat switch
(with code (404) Left multicontour
seat or code (405) Right multicontour
seat)</p> <p>8 Retaining rails
(with code (275) Memory package
(driver seat, steering column, mirrors)
or code (242) Electrically adjustable
front passenger seat with memory)</p> | <p>N32/1 Driver front seat adjustment
control unit with memory
(with code (275) Memory
package (driver seat, steering
column, mirrors))</p> <p>N32/2 Passenger-side front seat
adjustment control unit with
memory
(with code (242) Electrically
adjustable front passenger seat
with memory)</p> |
|--|--|---|

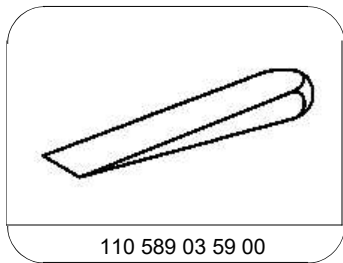


P91.10-2930-09

- | | | | | | |
|----|--|----|---|-------|--------------------------------------|
| 1 | Seat cushion | 12 | Seat occupied recognition connector (front passenger seat only) | 16 | Bearing |
| 2 | Seatbelt buckle | 13 | Electrical connector for seat ventilation (with code (401) Front deluxe seats, incl. seat heating and seat ventilation) | 17 | Bracket |
| 3 | Front seat | 14 | Pneumatic connection | 18 | Bracket |
| 10 | Cover | 15 | Pin | 19 | Spring |
| 11 | Heated seats connector (with code (873) Heated left and right front seats or code (401) Front deluxe seats, incl. seat heating and seat ventilation) | | | X55/3 | Driver seat connector block |
| | | | | X55/4 | Front passenger seat connector block |

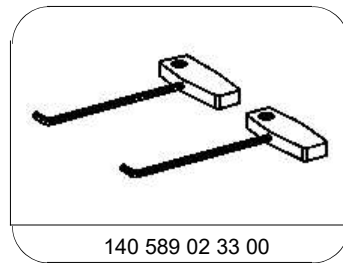
 	Remove/install		
1	Remove seat belt buckle (2) on left or right front seat (3)	 Put to one side with the electric cable connected.	AR91.40-P-1515T
2.1	Disconnect electrical connectors (4) from left front DYNAMIC switch and from left front PULSE switch or from right front DYNAMIC switch and from right front PULSE switch	On vehicles with code (433) Left dynamic seat, incl. multicontour seat or code (434) Right dynamic seat, incl. multicontour seat	
2.2	Press catch hooks (5) together and detach multipoint connector (6) from multicontour seat switch (7)	On vehicles with code (404) Left multicontour seat or code (405) Right multicontour seat	
3.1	Disconnect electrical connectors from the driver front seat adjustment control unit with memory (N32/1) or front passenger front seat adjustment control unit with memory (N32/2)	Only on front seat with code (275) Memory package (driver seat, steering column, mirrors) or code (242) Electrically adjustable front passenger seat with memory	
4.1	Unclip catch hooks from retaining rails (8) and remove driver front seat adjustment control unit with memory (N32/1) or front passenger front seat adjustment control unit with memory (N32/2)	Only on front seat with code (275) Memory package (driver seat, steering column, mirrors) or code (242) Electrically adjustable front passenger seat with memory	
5.1	Remove paneling from front seat frame	When removing the seat cushion (1) of the driver seat or front passenger seat without code (842) Folding front passenger backrest (usable as table).	AR91.10-P-1200T
5.2	Remove complete panelings with bracket from front seat frame	When removing the seat cushion (1) with seat cushion cover of the driver seat or of the front passenger seat without code (842) Folding front passenger backrest (usable as table).	AR91.10-P-1200-01T

		 Hand riveter  Rechargeable drill / screwdriver	*110589035900 *WH58.30-Z-1003-29A *WH58.30-Z-1007-20A
6.1	Unclip driver seat connector block (X55/3) or front passenger seat connector block (X55/4) from seat cushion (1)	Only on front seat without code (275) Memory package (driver seat, steering column, mirrors) or without code (242) Electrically adjustable front passenger seat with memory.	
7.1	Unclip cover (10), remove heated seats connector (11) from driver seat connector block (X55/3) or front passenger seat connector block (X55/4), and disconnect heated seats connector (11)	On vehicles with code (873) Heated left and right front seats or code (401) Front deluxe seats, incl. seat heating and seat ventilation	
8.1	Remove seat occupied recognition connector (12) from the driver seat connector block (X55/3) or front passenger seat connector block (X55/4)	Only on passenger seat.	
9.1	Disconnect electrical connector for seat ventilation (13)	On vehicles with code (401) Front deluxe seats, incl. seat heating and seat ventilation	
10	Disconnect pneumatic connection (14)		
11	Pull pins (15) with pulling hook out of bearings (16) and remove bearings (16)	 Carefully remove bearings (16), bearings (16) can be damaged. 	*140589023300
12	Push rear of seat cushion (1) downwards and detach bracket (17) on left and right from below (arrow) in the brackets (18) using a suitable screwdriver		
13	Remove springs (19) on left and right and take out seat cushion (1) towards the front		
14	Install in the reverse order		



110 589 03 59 00

Mounting wedge



140 589 02 33 00

Pulling hook

Commercially available tools

Number	Designation
WH58.30-Z-1007-20A	Cordless drill/driver
WH58.30-Z-1003-29A	Hand riveter