


MODEL 204.0 /3
except CODE (287) Through-loading feature
except CODE (P98) Black Series

MODEL 212.0 /1
except CODE (287) Through-loading feature
except CODE (224) Design individual seats in rear

MODEL 218.3 except CODE (287) Through-loading feature

MODEL 204.3 with CODE (224) Design individual seats in rear




P91.12-3048-07

Shown on model 204.0

- 1 Rear seat backrest
- 2 Rear seat cushion

- 3 Screw

- 4 Nut



P91.12-3049-09

Shown on model 204.0

- 1 Rear seat backrest
- 5 Reinforcement

- 6 Release lever


- 7 Backrest lock

Shown on model 212

1 Rear seat backrest

X54/23 Left rear seat heater electrical connector (with code (872) Electric seat heater for left and right rear seat)

X54/24 Right rear seat heater electrical connector (with code (872) Electric seat heater for left and right rear seat)



P91.12-3395-11

	Remove/install		
1	Remove rear seat cushion	Model 204.0, 212 Model 204.3 Model 218.3	AR91.12-P-1020CW AR91.12-P-1020EC AR91.12-P-1020EL
2	Undo bolts (3) on rear seat backrest		
3	Unscrew nuts (4)	On model 218.3 a bolt is installed instead of a nut (4). 	*BA91.12-P-1001-03I
4	Move backrest catch (7) release levers (6) to the left through the left and right holes in the reinforcement (5) and push rear seat backrest (1) forwards.		
5	Pull out seat belts until the rear seat backrest (1) can be removed, then lift rear seat backrest (1), guide out of bottom attachment points and remove from vehicle	Carefully remove rear seat backrest (1) from the vehicle, otherwise damage may be caused to the rear door and in the entrance area. Aid of helper required. With model 212, tilt rear seat backrest (1) forwards after guiding out of lower attachment points, detach electrical connector of rear head restraints and remove rear seat backrest (1) from vehicle With model 212, 218 with code (872) Electric seat heater for left and right rear seat, also disconnect left rear seat heater electrical connector (X54/23) and right rear seat heater electrical connector (X54/24).	
6	Install in the reverse order		

Rear seats

Number	Designation		Model 204	Model 212	Model 218
BA91.12-P-1001-03I	Nut/screw, bottom of rear backrest to body	Nm	40	40	40