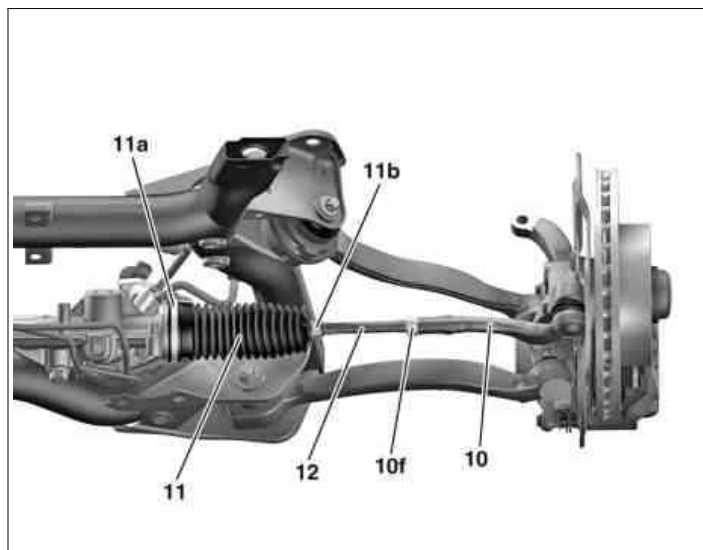


Model 166, 212, 218, 231, 292

Shown on model 212 with hydraulic steering

10 Tie rod
10f Jam nut
12 Inner tie rod



P46.40-2070-11

AP	Remove/install		
1	Detach front wheel and tire assembly	Model 166, 212, 218, 231 Model 292	AP40.10-P-4050EW AR40.10-P-1100GQC
2	Counterhold tie rod (10) and loosen jam nut (10f)	<input type="checkbox"/> Nm Model 166, 292 Self-locking nut, tie rod to inner tie rod <input type="checkbox"/> Nm Model 212, 218 Jam nut, tie rod to inner tie rod <input type="checkbox"/> Nm Model 231 Lock nut, tie rod to inner tie rod	*BA46.40-P-1001-01K *BA46.40-P-1002-01N *BA46.40-P-1002-01E
3	Detach tie rod (10) from steering knuckle	Always counterhold ball head, do not use impact wrench/driver. Model 212, 218 <input type="checkbox"/> Nm Model 166, 292 Self-locking nut, tie rod to steering knuckle <input type="checkbox"/> Nm Model 212, 218 Self-locking nut, tie rod to steering knuckle <input type="checkbox"/> Nm Model 231 Self-locking nut, tie rod to steering knuckle <input checked="" type="checkbox"/> Model 212, 218 Puller <input checked="" type="checkbox"/> Model 212, 218 Puller <input checked="" type="checkbox"/> Model 212, 218 Press <input checked="" type="checkbox"/> Model 212, 218 Thrust piece	AR46.40-P-0200-02CW *BA46.40-P-1002-01K *BA46.40-P-1001-01N *BA46.40-P-1001-01E *221589053300 *221589003300 *163589034300 *171589003400
4	Unscrew tie rod (10) from inner tie rod (12)		
5	Install in the reverse order		
6	Perform wheel alignment check	Model 166, 292 Model 212, 218 Model 231 except code 990 (AMG vehicles)	AR40.20-P-0200GQ AR40.20-P-0200EW AR40.20-P-0200R

Nm Tie rod

Number	Designation	Model 231
--------	-------------	-----------

BA46.40-P-1001-01E	Self-locking nut, tie rod to steering knuckle	Stage 1	Nm	90
		Stage 2	Δ°	90

Nm Tie rod

Number	Designation		Model 166	Model 292
BA46.40-P-1001-01K	Self-locking nut, tie rod to inner tie rod		Nm 77	77

Nm Tie rod

Number	Designation		Model 212	Model 218
BA46.40-P-1001-01N	Self-locking nut, tie rod to steering knuckle	Stage 1	Nm 50	50
		Stage 2	Δ° 90	90

Nm Tie rod

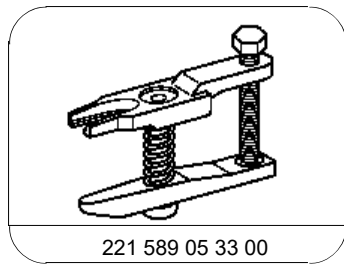
Number	Designation		Model 231
BA46.40-P-1002-01E	Lock nut, tie rod to inner tie rod		Nm 65

Nm Tie rod

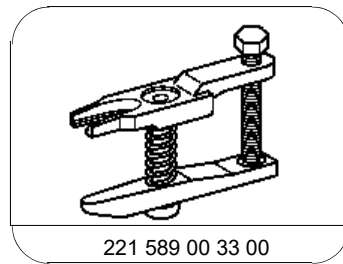
Number	Designation		Model 166	Model 292
BA46.40-P-1002-01K	Self-locking nut, tie rod to steering knuckle	Stage 1	Nm 90	90
		Stage 2	Δ° 90	90

Nm Tie rod

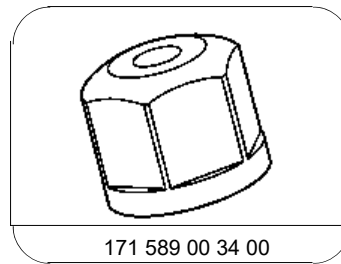
Number	Designation		Model 212	Model 218
BA46.40-P-1002-01N	Jam nut, tie rod to inner tie rod		Nm 65	65



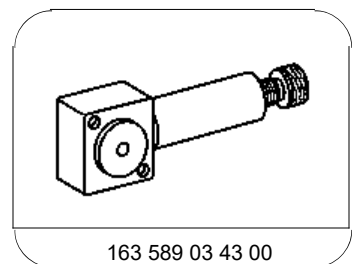
Puller



Puller



Thrust piece



Press