


Model 204, 207, 212
with code 211 (Direct-Steer system)
Model 218

Modification notes

20.07.2015

Basic data corrected

Operation step 8



P46.20-2417-08

1 Bolts (model 207, 212 except code M005 (4MATIC), model 218)
2 Mounting plate (model 207, 212 except code M005 (4MATIC), model 218)

3 Electrical power steering
4 Bolts (model 207, 212 except code M005 (4MATIC), model 218)


A91 Electric power steering electromechanical controller unit

- 5 Bolts (model 204, model 207, 212 with code M005 (4MATIC))
- 6 Bolt (model 204, model 207, 212 with code M005 (4MATIC))












P46.20-2428-03

- 7 Mounting clip
- 8 Electrical wiring harness



P46.20-2443-11

	Notes on self-locking nuts and bolts		AH00.00-N-0001-01A
	Information on preventing damage to electronic components due to electrostatic discharge		AH54.00-P-0001-01A
	Evaluating steering gear when repairing accident vehicles		AH46.20-P-9409-01A
	Remove/install		
1	Switch off ignition and remove transmitter key or KEYLESS-GO stop/start button		
2	Deactivate easy entry/exit feature	Model 204, 207, 212 with code 211 (Direct-Steer system) with code 275 (Memory package) Model 218 with code 275 (Memory package)	
3	Turn steering wheel into center position (front wheels in straight-ahead position) and fix in position with retaining device	The steering wheel must not be turned when detaching steering coupling. Otherwise the clock spring contact will be destroyed.	

		 Retainer device	*129589012100
4	Remove front wheels	<p> AP</p> <p> AP</p> <p>Model 212 with code 211 (Direct-Steer system) Model 218 Model 204, 207 with code 211 (Direct-Steer system)</p>	<p>AP40.10-P-4050EW</p> <p>AP40.10-P-4050CW</p>
5.1	Remove center and rear section of lower engine compartment paneling	<p>Model 204.0/2 with engine 156, 271, 272, 274, 276 with code 211 (Direct-Steer system) Model 204.3 with engine 156, 271, 274, 276 with code 211 (Direct-Steer system) Model 204.9 with code 211 (Direct-Steer system) Model 207 with engine 271, 272, 273, 274, 276, 278 with code 211 (Direct-Steer system) Model 212 with engine 156, 157, 271, 272, 273, 274, 276, 278 with code 211 (Direct-Steer system) Model 218 with engine 157, 274, 276, 278 Model 204.0/2 with engine 156, 271, 272, 274, 276 with code 211 (Direct-Steer system) Model 204.3 with engine 156, 271, 274, 276 with code 211 (Direct-Steer system) Model 207 with engine 271, 272, 273, 274, 276, 278 with code 211 (Direct-Steer system) Model 212 with engine 156, 157, 271, 272, 273, 274, 276, 278 with code 211 (Direct-Steer system) Model 218 with engine 157, 274, 276, 278 Model 204.9 with code 211 (Direct-Steer system)</p>	<p>AR61.20-P-1105EW</p> <p>AR61.20-P-1105CY</p>
5.2	Remove center and rear bottom sections of soundproofing	<p>Model 204.0/2 with engine 642, 646, 651 with code 211 (Direct-Steer system) Model 204.3 with engine 651 with code 211 (Direct-Steer system) Model 207, 212 with engine 642, 651 with code 211 (Direct-Steer system) Model 218 with engine 642, 651</p>	<p>AR94.30-P-5300EW</p>
6	Remove tie rods from steering knuckles	<p> Self-locking nut, tie rod to steering knuckle</p> <p> Press</p> <p> Thrust piece</p> <p> Model 204, 212 with code 211 (Direct-Steer system) für Spurstangengelenk ohne Edelstahllaufring Model 218 für Spurstangengelenk ohne Edelstahllaufring Puller</p> <p> Model 204, 207, 212 with code 211 (Direct-Steer system) für Spurstangengelenk mit Edelstahllaufring Puller</p>	<p>AR46.40-P-0200-02CW</p> <p>*BA46.40-P-1001-01N</p> <p>*163589034300</p> <p>*171589003400</p> <p>*221589003300</p> <p>*221589053300</p>
7	Detach steering coupling from electric power steering (3)	<p>Model 212 with code 211 (Direct-Steer system) Model 218 Model 204, 207 with code 211 (Direct-Steer system)</p>	<p>AR46.10-P-8000EW</p> <p>AR46.10-P-8000CW</p>
8	Unscrew bolts (1) and remove mounting plate (2)	<p>Model 207 with code 211 (Direct-Steer system) except code M005 (4MATIC) Model 212 with code 211 (Direct-Steer system) except code M005 (4MATIC) Model 218</p> <p> Bolt, mounting plate/steering plate to front axle carrier</p>	<p>*BA33.10-P-1003-01M</p>
9	Disconnect electrical connectors on electric power steering electromechanical control unit (A91)		

10	Detach retaining clip (7) and place electrical wiring harness (8) to one side	If installed.	
11	Support electric power steering (3) and secure to prevent it from falling down		
12.1	Remove bolts (4) and detach electric power steering (3) from front axle carrier	Model 207 with code 211 (Direct-Steer system) except code M005 (4MATIC) Model 212 with code 211 (Direct-Steer system) except code M005 (4MATIC) Model 218 Bolt, electric rack-and-pinion steering to front axle carrier	*BA46.20-P-1011-01N
12.2	Unscrew bolts (5) and then bolts (6), and remove electric power steering (3) downwards	Model 204 with code 211 (Direct-Steer system) Model 207 with code 211 (Direct-Steer system) with code M005 (4MATIC) Model 212 with code 211 (Direct-Steer system) with code M005 (4MATIC) Bolt, electric rack-and-pinion steering to front axle carrier	*BA46.20-P-1011-01N
13	Enter new steering gear number of electric power steering (3) in online vehicle data card using Vehicle Documentation system (VeDoc)	When replacing the electric power steering (3). Redocumentation is compulsory!	
14	Install in the reverse order		
15	Check and adjust front axle toe	Model 204 with code 211 (Direct-Steer system) Model 207, 212 with code 211 (Direct-Steer system) Model 218	AR40.20-P-0200CW AR40.20-P-0200EW

Front axle carrier

Number	Designation			Model 207	Model 212
BA33.10-P-1003-01M	Bolt, mounting plate/steering plate to front axle carrier	M10	Nm	55	55
		M12	Nm	110	110

Front axle carrier

Number	Designation			Model 218
BA33.10-P-1003-01M	Bolt, mounting plate/steering plate to front axle carrier	M10	Nm	55
		M12	Nm	-

Steering gear

Number	Designation				Model 204 (except 204.08/09/28/29/38/904/937/98/99) with code 211 (Direct-Steer system)	Model 204.08/09/28/29/38/904/937/98/99
BA46.20-P-1011-01N	Bolt, electric rack-and-pinion steering to front axle carrier	M8	Stage 1	Nm	20	20
			Stage 2	∠°	90	90
		M12	Stage 1	Nm	80	80
			Stage 2	∠°	90	90

Steering gear

Number	Designation				Model 207 (except 207.367/388) with code 211 (Direct-Steer system)	Model 207.367/388
BA46.20-P-1011-01N	Bolt, electric rack-and-pinion steering to front axle carrier	M8	Stage 1	Nm	20	-
			Stage 2	Δ°	90	-
		M12	Stage 1	Nm	80	80
			Stage 2	Δ°	90	90

Nm Steering gear

Number	Designation				Model 212 (except 212.067/08/090/091/093/094/097/099/267/28/291/293/294/297/299) with code 211 (Direct-Steer system)	Model 212.067/08/090/091/093/094/097/099/267/28/291/293/294/297/299
BA46.20-P-1011-01N	Bolt, electric rack-and-pinion steering to front axle carrier	M8	Stage 1	Nm	20	-
			Stage 2	Δ°	90	-
		M12	Stage 1	Nm	80	80
			Stage 2	Δ°	90	90

Nm Steering gear

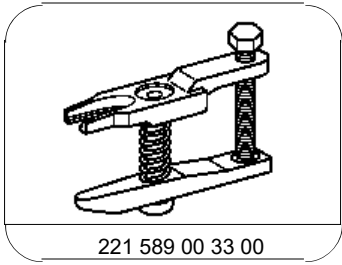
Number	Designation				Model 218 (except 218.367/368/391/393/394/967/968/991/993/994)	Model 218.367/368/391/393/394/967/968/991/993/994
BA46.20-P-1011-01N	Bolt, electric rack-and-pinion steering to front axle carrier	M8	Stage 1	Nm	20	-
			Stage 2	Δ°	90	-
		M12	Stage 1	Nm	80	80
			Stage 2	Δ°	90	90

Nm Tie rod

Number	Designation			Model 204	Model 207	
BA46.40-P-1001-01N	Self-locking nut, tie rod to steering knuckle		Stage 1	Nm	50	50
			Stage 2	Δ°	60	60

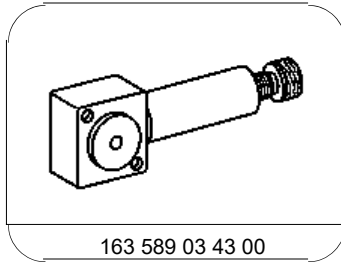
Nm Tie rod

Number	Designation			Model 212	Model 218	
BA46.40-P-1001-01N	Self-locking nut, tie rod to steering knuckle		Stage 1	Nm	50	50
			Stage 2	Δ°	90	90



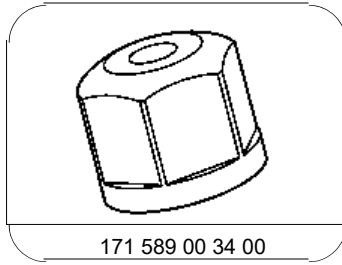
221 589 00 33 00

Puller



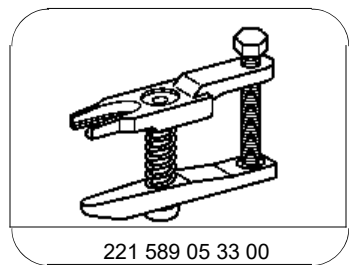
163 589 03 43 00

Press



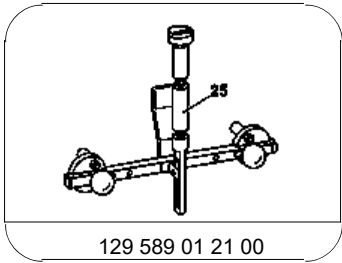
171 589 00 34 00

Thrust piece



221 589 05 33 00

Puller



129 589 01 21 00

Retainer device