

Engine 133, 152.9, 157, 159.9, 176, 177, 178, 260, 264, 270, 272, 273, 274, 276, 278, 282

Modification notes

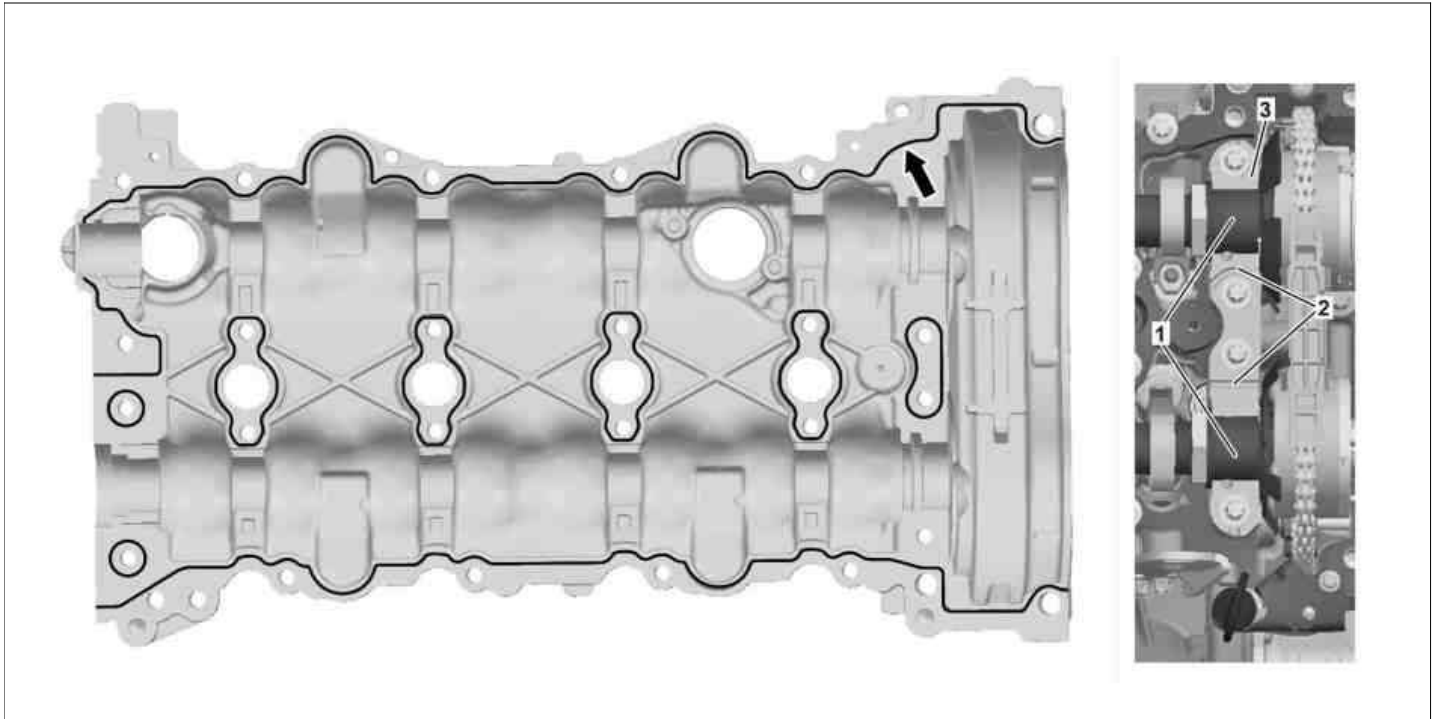
09.02.2018	New graphic added.	For engine 157 and 278.
------------	--------------------	-------------------------

The sealant must be applied within 10 min.
The sealant bead must not be spread.

i The sealing surfaces must be cleaned.

Use only the sealant indicated in the repair materials.
Mount cylinder head covers within 10 min of applying the sealant.

i Excess, discharged sealant must be removed from the adjacent sealing surfaces after the cylinder head covers have been tightened.

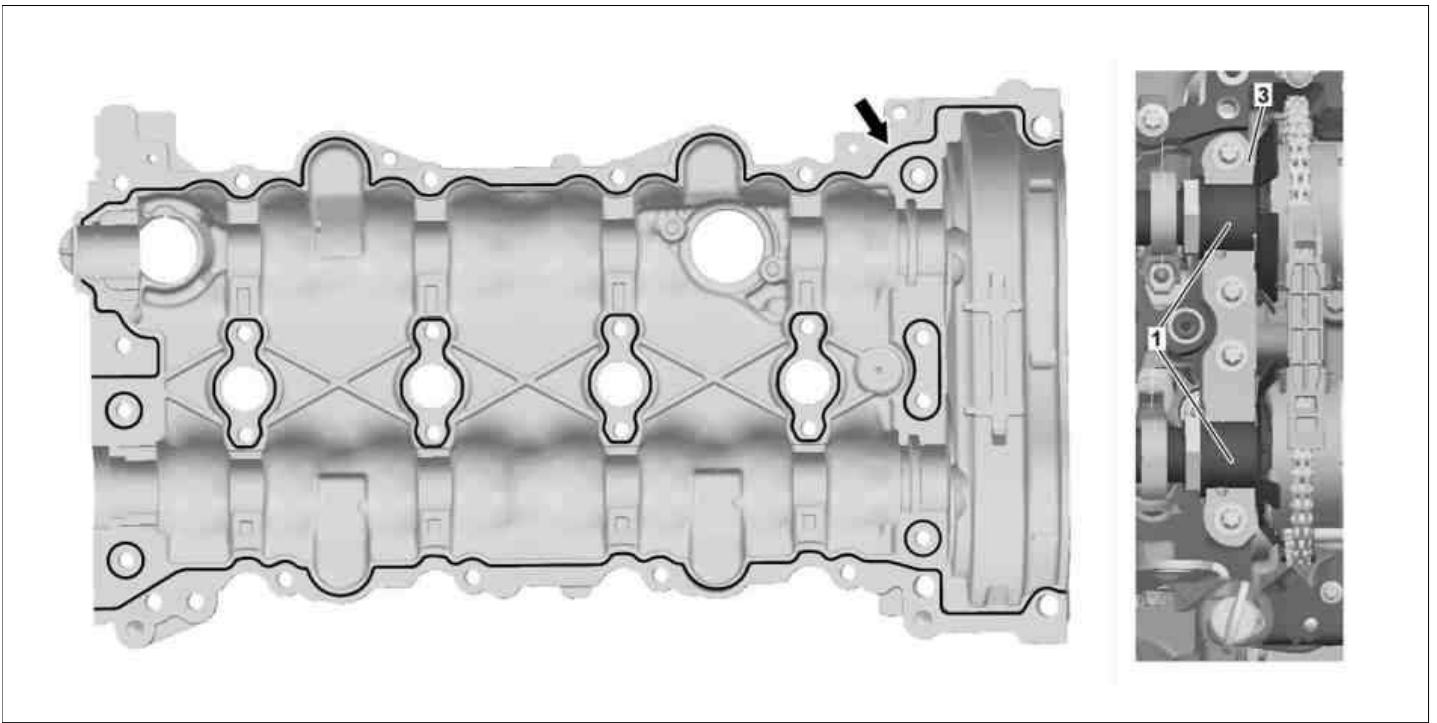


P01.20-2381-09

Sealant path for camshaft bearing bridge (3) with oil drain grooves (2)

- | | |
|--------------------|----------------------------------|
| <i>Engine 133</i> | <i>2 Oil drain grooves</i> |
| <i>1 Camshafts</i> | <i>3 Camshaft bearing bridge</i> |

i The sealant must only be applied to the specified surfaces in the form of a bead with a height and width of 1.0 mm (±0.3 mm).



P01.20-2380-09

Sealant path for camshaft bearing bridge (3) without oil drain groove (2)

Engine 133

1 Camshafts


3 Camshaft bearing bridge

i The sealant must only be applied to the specified surfaces in the form of a bead with a height and width of 1.0 mm (± 0.3 mm).

ⓘ The curved section shown in the sealant path (see arrow) must be complied with. Otherwise leaks may occur.

i The sealant must only be applied to the specified surfaces in the form of a bead with a height and width of 1.0 mm (± 0.3 mm).


Engine 152.9



P01.20-2296-06

i The sealant must only be applied to the specified surfaces in the form of a bead with a height and width of 1.0 mm (± 0.3 mm).


Engine 276



P01.20-2247-06

i The sealant must only be applied to the specified surfaces in the form of a bead with a height and width of 1.0 mm (± 0.3 mm).

Engine 157, 278

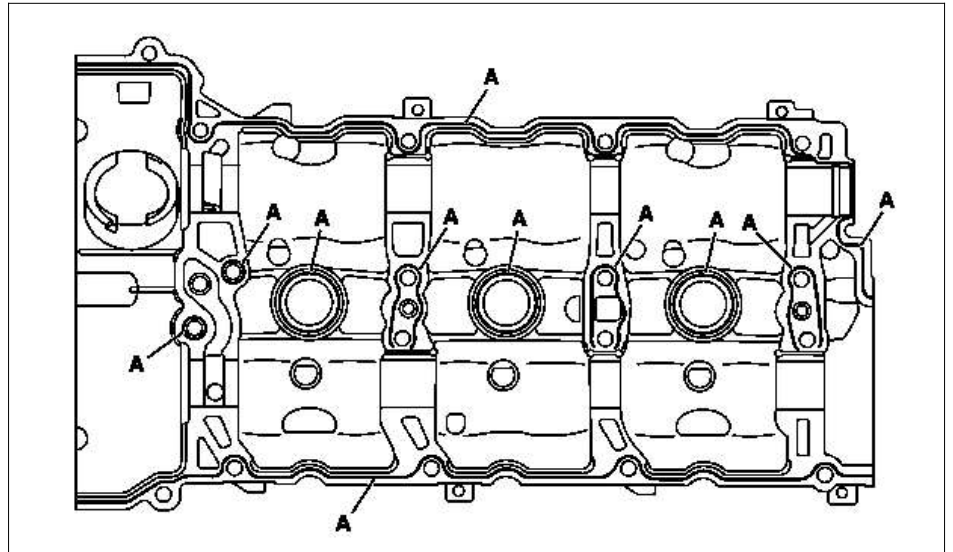


P01.30-2537-06

Engine 272

Sealant beads on the right cylinder head cover

i The sealant must be applied only along the specified lines (A) in the form of a sealant bead of 1.0 mm (± 0.2 mm).

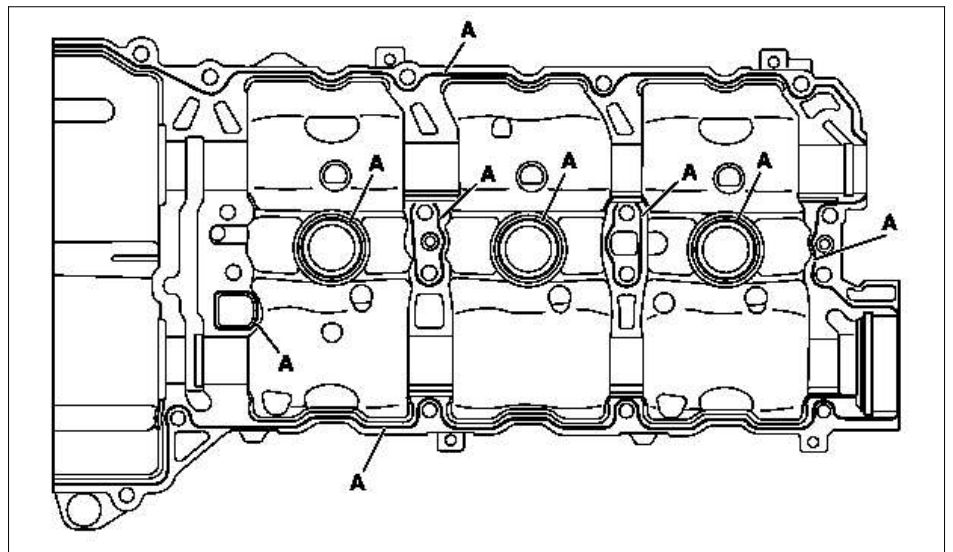


P01.30-2193-05

Engine 272

Sealant beads on the left cylinder head cover

i The sealant must be applied only along the specified lines (A) in the form of a sealant bead of 1.0 mm (± 0.2 mm).

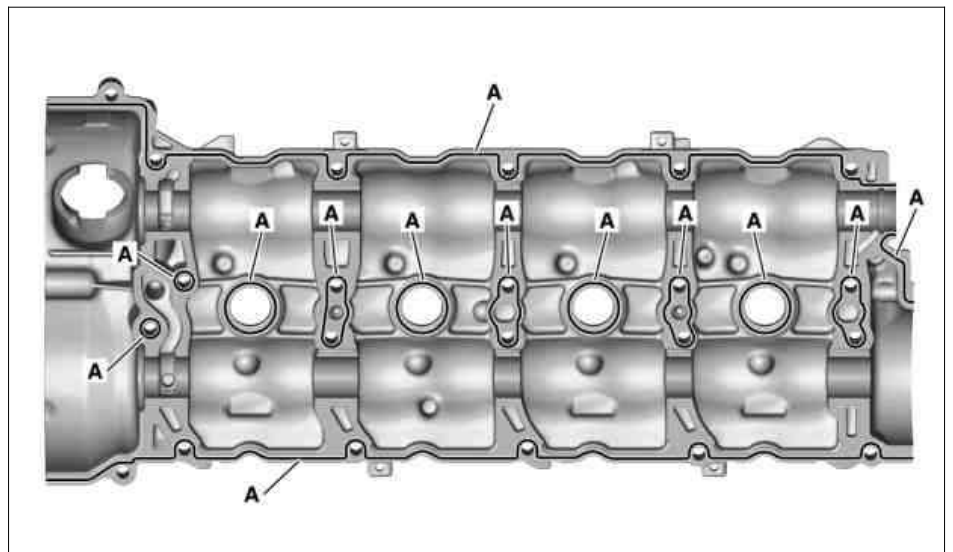


P01.30-2194-05

Sealant beads on the right cylinder head cover

i The sealant must only be applied to the specified surface in the form of a bead with a height and width of 1.0 mm (± 0.2 mm).

Engine 273

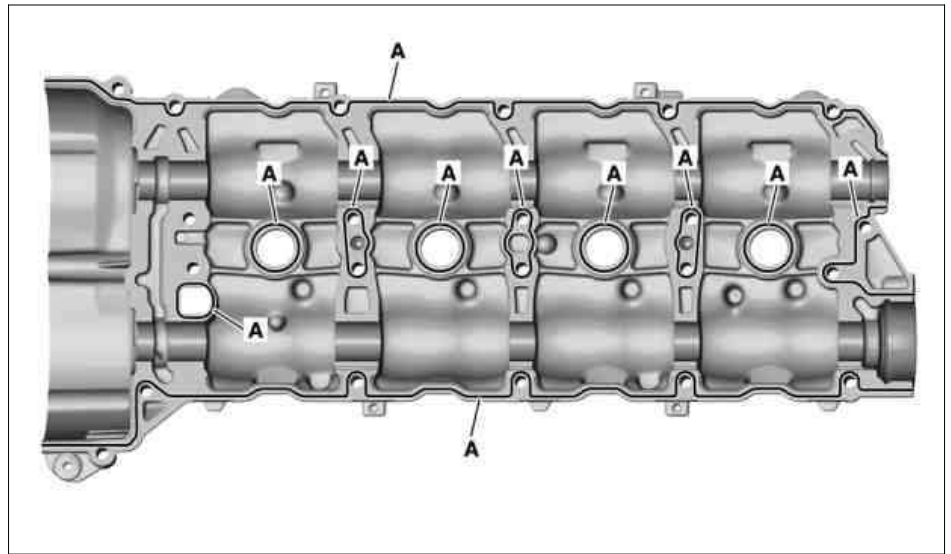


P01.30-2290-05

Sealant beads on the left cylinder head cover

i The sealant must only be applied to the specified surface in the form of a bead with a height and width of 1.0 mm (± 0.2 mm).

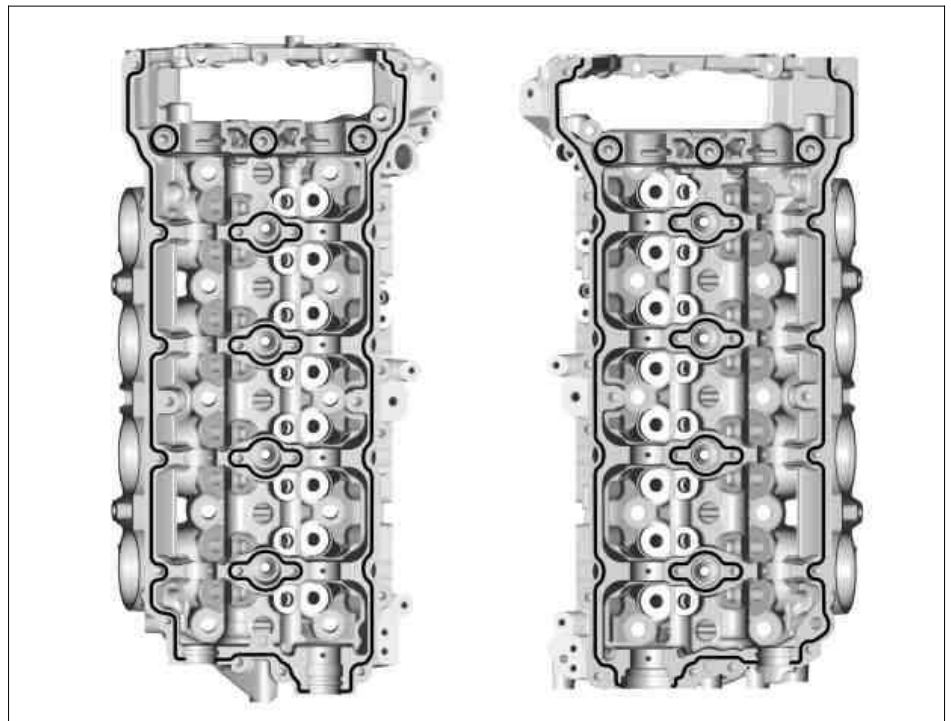
Engine 273



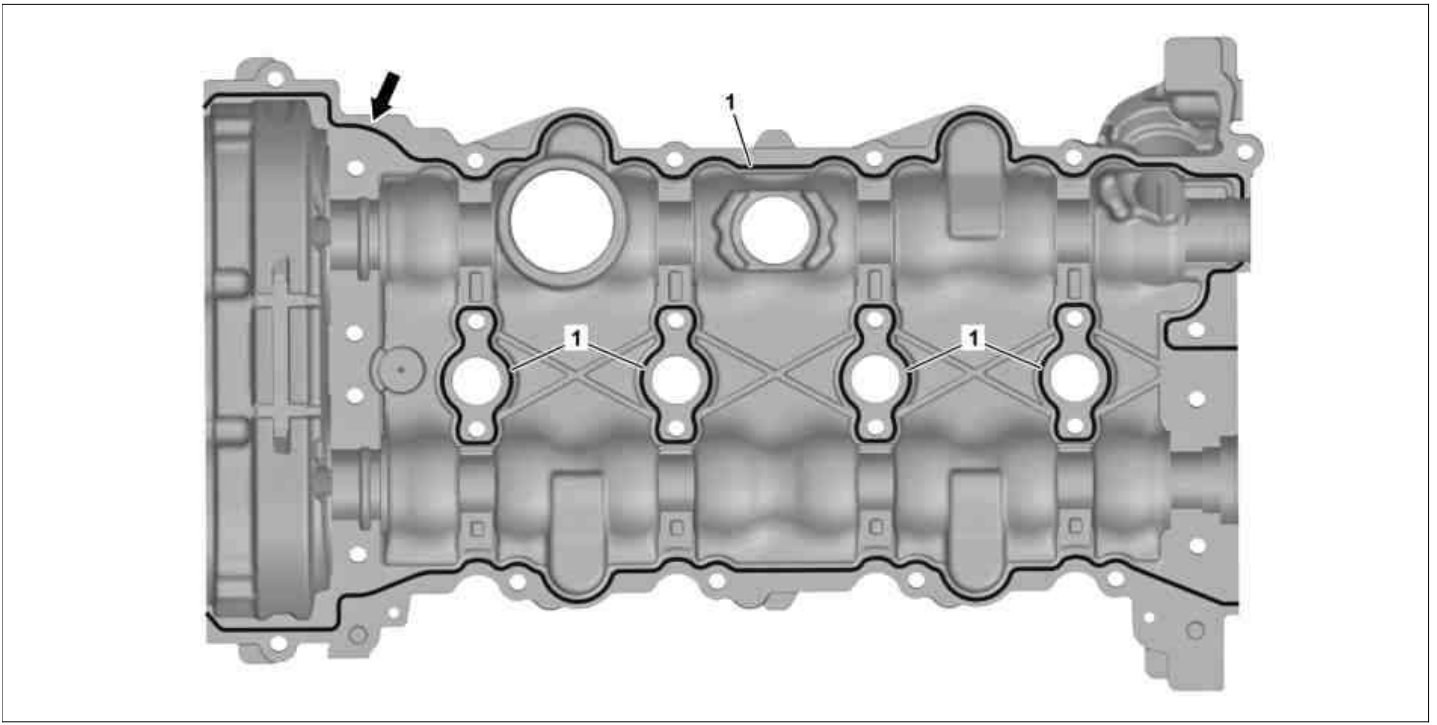
P01.30-2291-05

i The sealant may only be applied to the specified surfaces in the form of a bead with a height and width of 2.0 mm (+0.5 mm) and to the camshaft bearing bridge with a height and width of 1.5 mm (+0.5 mm).

Engine 176, 177, 178



P01.30-2549-06

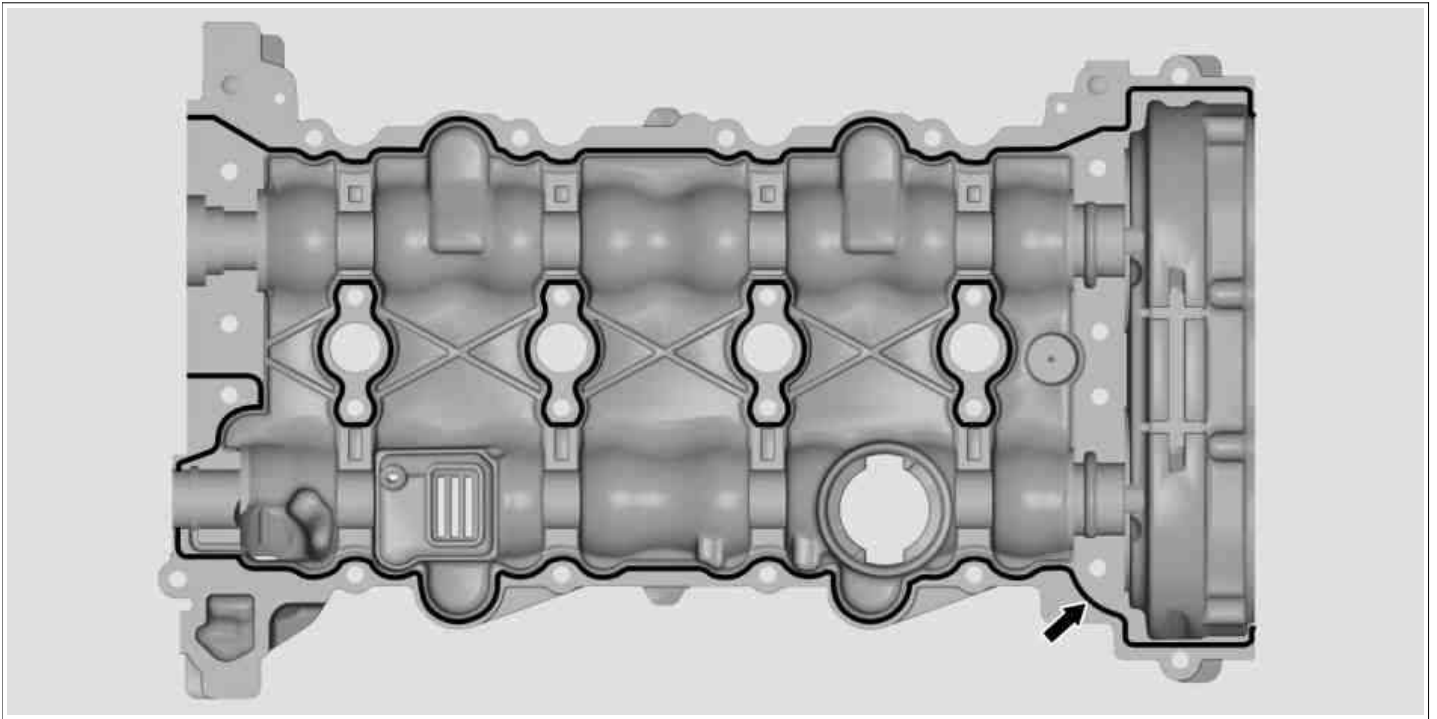


P01.20-2443-09

Engine 264

i Apply the sealant at the specified sealant path in the form of a bead with a height and breadth of 2.0 mm (± 0.5 mm).

ⓘ Maintain the curved section of the sealant path (arrow) at all times. Otherwise leaks may occur.

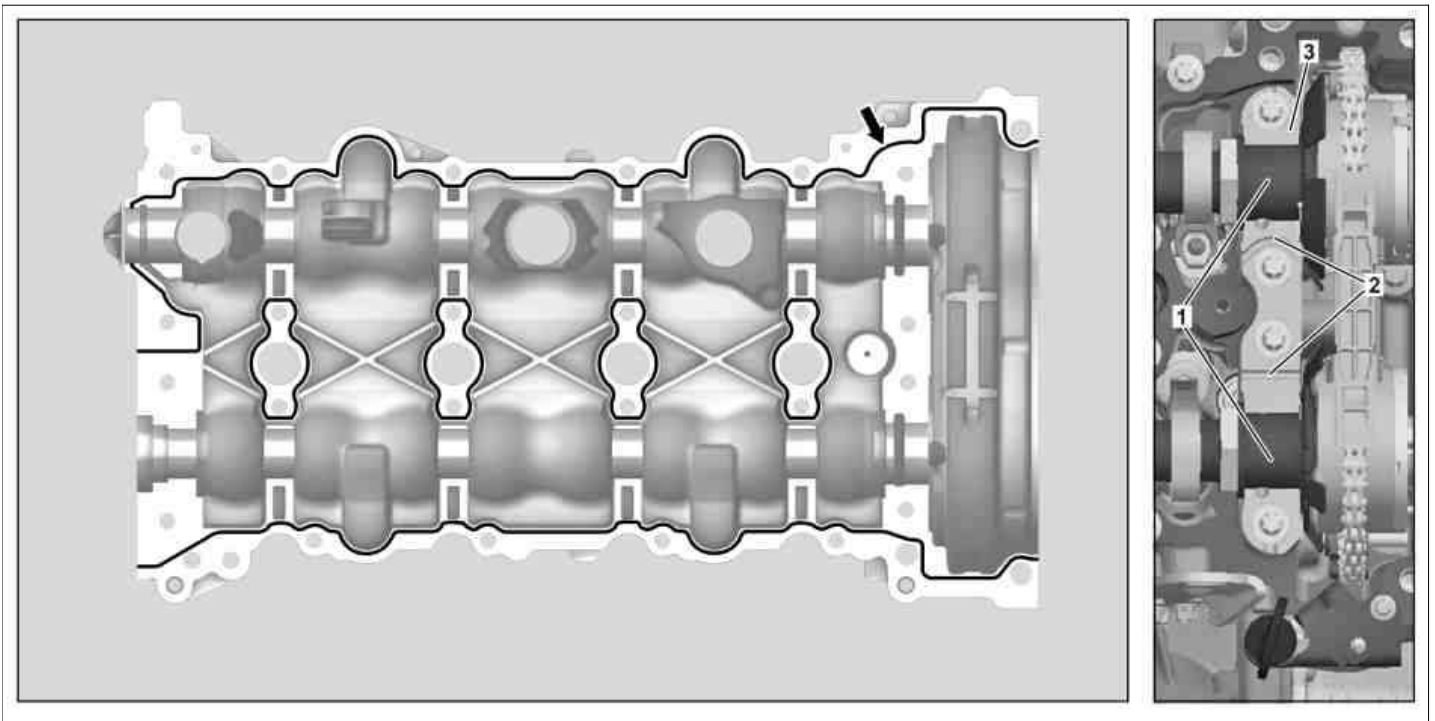


P01.20-2314-09

Engine 274

i Apply sealant only at specified surfaces in the form of a bead with a height and width of 2.0 mm (± 0.5 mm).

ⓘ Maintain the curved section of the sealant path (see arrow) at all times. Otherwise leaks may occur.




P01.20-2284-09

Engine 260, 270

i Apply sealant only at specified surfaces in the form of a bead with a height and width of 2.0 mm (± 0.5 mm).

⌚ Maintain the curved section of the sealant path (see arrow) at all times. Otherwise leaks may occur.



P01.30-2534-08

Cylinder head cover exhaust

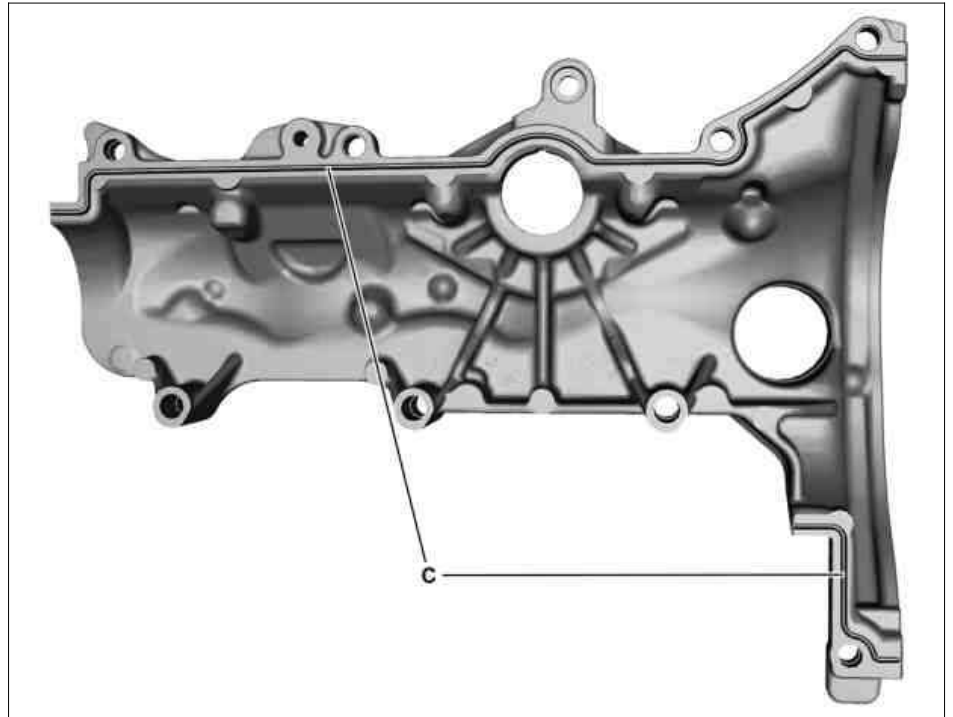
Engine 282

i Apply sealant only at specified surfaces in area (A) in bead form with a diameter of 1.5 mm (+1 mm).
Apply sealant only at specified surfaces in area (B) in bead form with a diameter of 3.5 mm (± 1 mm).

i Apply sealant only at specified surfaces in area (C) in bead form with a diameter of 1.5 mm (+1 mm) or 3.5 mm (± 1 mm).

Cylinder head cover intake

Engine 282



P01.30-2535-06