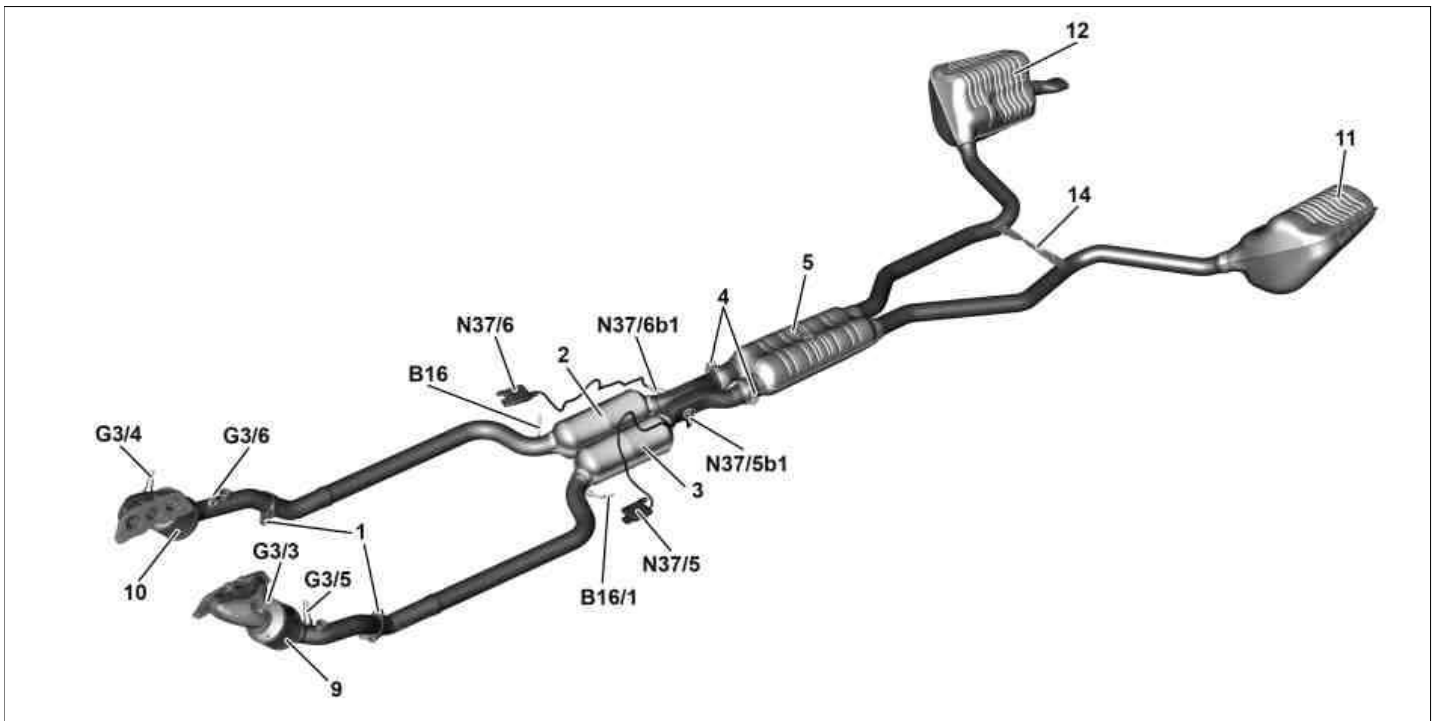


ENGINE 157, 276, 278 in MODEL 212, 218



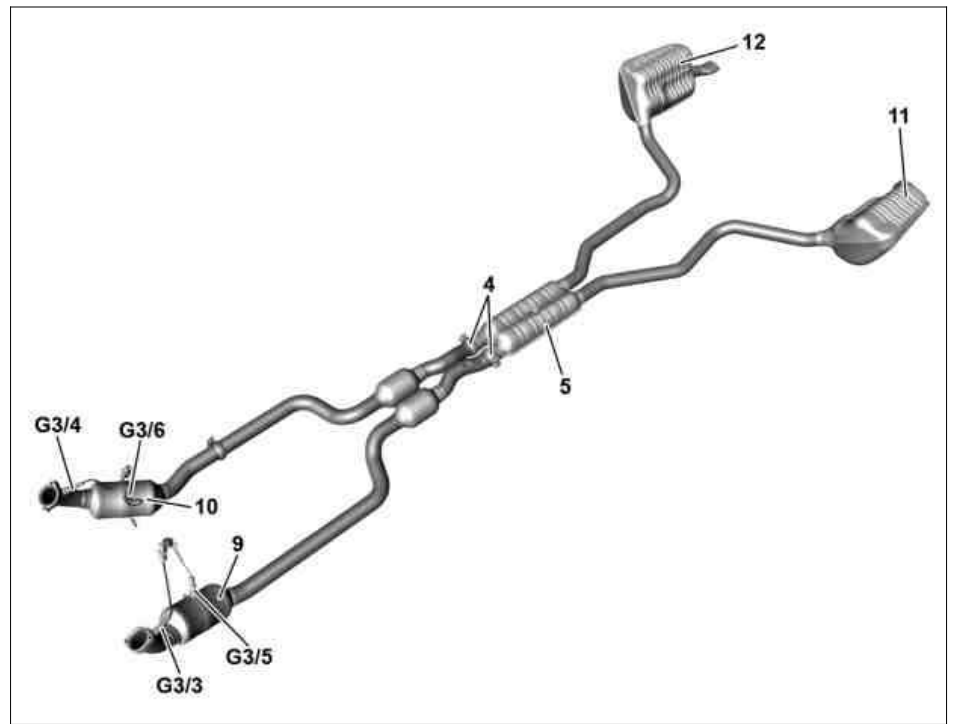
P49.10-2936-09

MODEL 212, 218 with CODE 920 (Gasoline direct injection with stratified charge), shown on MODEL 218.355

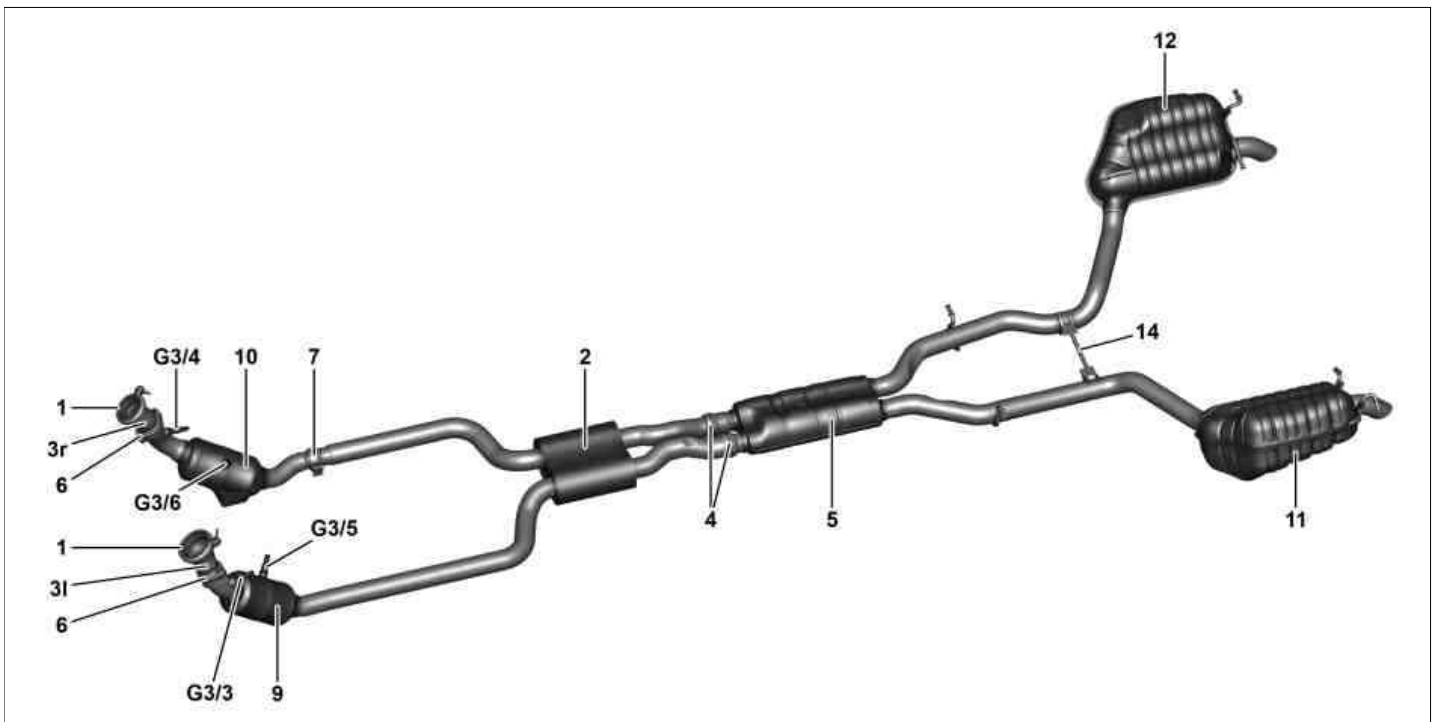
1	Connecting points for catalytic converter on NOx storage catalytic converters	11	Left rear muffler	G3/5	Left oxygen sensor downstream of catalytic converter
2	RH NOx storage catalytic converter	12	Right rear muffler	G3/6	Right oxygen sensor downstream of catalytic converter
3	LH NOx storage catalytic converter	14	Rear connecting strut	N37/5	Left NOx sensor control unit
4	Pipe clamps	B16	Temperature sensor upstream of NOx storage catalytic converter, right	N37/5b1	Left NOx sensor
5	Center muffler	B16/1	Temperature sensor upstream of NOx storage catalytic converter, left	N37/6	Right NOx sensor control unit
9	Left catalytic converter	G3/3	Left oxygen sensor upstream of catalytic converter	N37/6b1	Right NOx sensor
10	Right catalytic converter	G3/4	Right oxygen sensor upstream of catalytic converter		

MODEL 212, 218 except CODE 920 (gasoline direct injection with stratified charge), shown on MODEL 218.373

- 4 Pipe clamps
- 5 Center muffler
- 9 Left catalytic converter
- 10 Right catalytic converter
- 11 Left rear muffler
- 12 Right rear muffler
- G3/3 Left oxygen sensor upstream of catalytic converter
- G3/4 Right oxygen sensor upstream of catalytic converter
- G3/5 Left oxygen sensor downstream of catalytic converter
- G3/6 Right oxygen sensor downstream of catalytic converter














P49.10-2969-06



P49.10-3056-09

Shown on MODEL 212 with ENGINE 276.8

- | | | |
|---------------------------------|--------------------------------------|--|
| 1 Separating clamp on ATL | 7 Pipe clamp downstream of right CAT | G3/3 Left oxygen sensor upstream of catalytic converter |
| 3r Connecting pipe on the right | 9 Left catalytic converter | G3/4 Right oxygen sensor upstream of catalytic converter |
| 3l Connecting pipe on the left | 10 Right catalytic converter | G3/5 Left oxygen sensor downstream of catalytic converter |
| 4 Pipe clamps | 11 Left rear muffler | G3/6 Right oxygen sensor downstream of catalytic converter |
| 5 Center muffler | 12 Right rear muffler | |

 	Remove/install		
	Risk of death caused by vehicle slipping or toppling off of the lifting platform.	Align vehicle between vehicle lift columns and position the four support plates at the vehicle lift support points specified by the vehicle manufacturer.	AS00.00-Z-0010-01A
	Risk of injury. Skin or eye injuries may result when handling hot or glowing objects.	Wear protective gloves, protective clothing and safety glasses, if necessary.	AS00.00-Z-0002-01A
	Risk of injury caused by scraping or cutting body parts on sharp vehicle parts	Always wear protective gloves when working on or near sharp and non-deburred vehicle parts. Deburr repair panels.	AS00.00-Z-0017-01A
	Note on high-voltage on-board electrical system		AH54.00-P-0010-01A
	Notes on self-locking nuts and bolts		AH00.00-N-0001-01A
1	Remove engine compartment paneling	If necessary.  Installation: Only install lower engine compartment paneling after the engine test run and leak test.	AR61.20-P-1105EW
2	Disconnect electrical connection for the respective oxygen sensors (G3/3, G3/4, G3/5, G3/6) and expose feed lines	If necessary. ENGINE 276.8 in MODEL 212 ENGINE 276.9 in MODEL 212, 218 ENGINE 157, 278 in MODEL 212, 218	AR07.52-P-5303ELS AR07.52-P-5303EL AR07.52-P-5303ELB
3	Disconnect electrical connection for left NOx sensor (N37/5b1) or right NOx sensor (N37/6b1) and expose feed lines	ENGINE 276 in MODEL 212, 218 with CODE 920 (gasoline direct injection with stratified charge) If necessary.	AR07.70-P-0001EL
4	Disconnect electrical connection for temperature sensor upstream of right NOx storage catalytic converter (B16) or temperature sensor upstream of left NOx storage catalytic converter (B16/1) of the respective NOx storage catalytic converter (2, 3) and expose feed lines	ENGINE 276 in MODEL 212, 218 with CODE 920 (gasoline direct injection with stratified charge) If necessary.	AR07.70-P-0002EL
5.1	Remove exhaust manifold with left catalytic converter (9) or exhaust manifold with right catalytic converter (10)	ENGINE 276.9 in MODEL 212, 218 with CODE 920 (Direct petrol injection with stratified charging) If necessary.	AR14.10-P-4095EL
5.2	Remove ATL with exhaust manifold	If necessary. ENGINE 276.8 in MODEL 212, 218 ENGINE 157, 278 in MODEL 212, 218	AR09.40-P-6025ELS AR09.40-P-6025ELB
5.3	Remove exhaust manifold	ENGINE 276.9 in MODEL 212, 218 without CODE 920 (Direct petrol injection with stratified charging) If necessary.	AR14.10-P-3006EHV
6	Remove exhaust gas recirculation lines	ENGINE 276 in MODEL 212, 218 with CODE 920 (gasoline direct injection with stratified charge) If necessary.  Bolt, flange for exhaust gas recirculation lines to exhaust gas recirculation positioner  Bolt, clamp for exhaust gas recirculation line to catalytic converter	*BA49.10-P-1040-01AE *BA49.10-P-1041-01AE
7	Remove front reinforcement brace from frame floor assembly	If necessary.  Bolt, front reinforcement brace to frame floor assembly	*BA61.10-P-1002-01H
8	Loosen corresponding components of exhaust system at connecting points and remove	 Installation: Align components for the exhaust system before firmly tightening screw connections free of tension.  Installation: Apply lubricating paste to exhaust rubber mounts.  Bolt, catalytic converter to pipe	*BA49.10-P-1051-01AE

		Bolt, pipe clamp to exhaust gas turbocharger Bolt, catalytic converter to exhaust manifold Bolt, catalytic converter holder to catalytic converter Bolt, bracket to transmission Nut, catalytic converter holder to catalytic converter Bolt, catalytic converter pipe to catalytic converter Bolt, exhaust system bracket to transmission Bolt/nut, exhaust system bracket to exhaust system Bolt/nut, clamp for center muffler to pipe with catalytic converter Bolt/nut, center muffler clamp/SCR catalytic converter to rear muffler Bolt, vibration damper to center muffler Bolt, cross connection left rear to right rear Bolt, exhaust rubber mount holder to frame floor assembly/rear axle carrier Antifriction paste, rubber parts 2.5 kg, DBL 6867.00	*BA49.10-P-1050-01AE *BA49.10-P-1001-01AE *BA49.10-P-1010-01AE *BA49.10-P-1011-01AE *BA49.10-P-1012-01AE *BA49.10-P-1021-01AE *BA49.10-P-1023-01AE *BA49.10-P-1024-01AE *BA49.10-P-1032-01AE *BA49.10-P-1033-01AE *BA49.10-P-1034-01AE *BA49.10-P-1035-01AE *BA49.10-P-1036-01AE *BR00.45-Z-1002-06A
	Clean		
9	Remove combustion and corrosion residue at separating points		
10	Check exhaust rubber mount for damage and wear		
11	Install in the reverse order		
	Check		
12	Check installation position and unobstructed movement of all components of the exhaust system		
Danger !	Risk of accident from vehicle starting off by itself when engine running. Risk of injury (bruises and burns) resulting from working on the engine while it is being started or when it is running.	Secure vehicle to prevent it from starting off by itself. Wear closed and snug-fitting work clothes. Do not touch hot or rotating parts.	AS00.00-Z-0005-01A
13	Perform an engine test run and check exhaust system for leaktightness		

Exhaust system

Number	Designation		ENGINE 156, 157, 271, 272, 273, 276, 278 in MODEL 212	ENGINE 157, 276, 278 in MODEL 218
BA49.10-P-1001-01AE	Bolt, catalytic converter to exhaust manifold	Nm	20	20

Exhaust system

Number	Designation		ENGINE 156, 157, 271, 272, 273, 276, 278 in MODEL 212	ENGINE 157, 276, 278 in MODEL 218
BA49.10-P-1010-01AE	Bolt, catalytic converter holder to catalytic converter	Nm	35	35

Exhaust system

Number	Designation		ENGINE 156, 157, 271, 272, 273, 276, 278 in MODEL 212	ENGINE 157, 276, 278 in MODEL 218
BA49.10-P-1011-01AE	Bolt, bracket to transmission	Nm	39	39

Nm Exhaust system

Number	Designation		ENGINE 156, 157, 271, 272, 273, 276, 278 in MODEL 212	ENGINE 157, 276, 278 in MODEL 218
BA49.10-P-1012-01AE	Nut, catalytic converter holder to catalytic converter	Nm	20	–

Nm Exhaust system

Number	Designation		ENGINE 156, 157, 271, 272, 273, 276, 278 in MODEL 212	ENGINE 157, 276, 278 in MODEL 218
BA49.10-P-1021-01AE	Bolt, catalytic converter pipe to catalytic converter	Nm	20	20

Nm Exhaust system

Number	Designation		ENGINE 156, 157, 271, 272, 273, 276, 278 in MODEL 212	ENGINE 157, 276, 278 in MODEL 218
BA49.10-P-1023-01AE	Bolt, exhaust system bracket to transmission	Nm	20	20

Nm Exhaust system

Number	Designation		ENGINE 156, 157, 271, 272, 273, 276, 278 in MODEL 212	ENGINE 157, 276, 278 in MODEL 218
BA49.10-P-1024-01AE	Bolt/nut, exhaust system bracket to exhaust system	Nm	20	20

Nm Exhaust system

Number	Designation		ENGINE 156, 157, 271, 272, 273, 276, 278 in MODEL 212	ENGINE 157, 276, 278 in MODEL 218
BA49.10-P-1032-01AE	Bolt/nut, clamp for center muffler to pipe with catalytic converter	Nm	35	35

Nm Exhaust system

Number	Designation		ENGINE 156, 157, 271, 272, 273, 276, 278 in MODEL 212	ENGINE 157, 276, 278 in MODEL 218
BA49.10-P-1033-01AE	Bolt/nut, center muffler clamp/SCR catalytic converter to rear muffler	Nm	35	35

Nm Exhaust system

Number	Designation		ENGINE 156, 157, 271, 272, 273, 276, 278 in MODEL 212	ENGINE 157, 276, 278 in MODEL 218
BA49.10-P-1034-01AE	Bolt, vibration damper to center muffler	Nm	20	20

Nm Exhaust system

Number	Designation		ENGINE 156, 157, 271, 272, 273, 276, 278 in MODEL 212	ENGINE 157, 276, 278 in MODEL 218
BA49.10-P-1035-01AE	Bolt, cross connection left rear to right rear	Nm	20	20

Nm Exhaust system

Number	Designation		ENGINE 156, 157, 271, 272, 273, 276, 278 in MODEL 212	ENGINE 157, 276, 278 in MODEL 218
BA49.10-P-1036-01AE	Bolt, exhaust rubber mount holder to frame floor assembly/rear axle carrier	Nm	20	20

Nm Exhaust system

Number	Designation		ENGINE 156, 157, 271, 272, 273, 276, 278 in MODEL 212	ENGINE 157, 276, 278 in MODEL 218
BA49.10-P-1040-01AE	Bolt, flange for exhaust gas recirculation lines to exhaust gas recirculation positioner	Nm	9	9

Nm Exhaust system

Number	Designation		ENGINE 156, 157, 271, 272, 273, 276, 278 in MODEL 212	ENGINE 157, 276, 278 in MODEL 218
BA49.10-P-1041-01AE	Bolt, clamp for exhaust gas recirculation line to catalytic converter	Nm	9	9

Nm Exhaust system

Number	Designation		ENGINE 156, 157, 271, 272, 273, 276, 278 in MODEL 212	ENGINE 157, 276, 278 in MODEL 218
BA49.10-P-1050-01AE	Bolt, pipe clamp to exhaust gas turbocharger	Nm	15	15

Nm Exhaust system

Number	Designation		ENGINE 156, 157, 271, 272, 273, 276, 278 in MODEL 212	ENGINE 157, 276, 278 in MODEL 218
BA49.10-P-1051-01AE	Bolt, catalytic converter to pipe	Nm	20	–

Nm Frame floor assembly

Number	Designation		MODEL 212	MODEL 218
BA61.10-P-1002-01H	Bolt, front reinforcement brace to frame floor assembly	Nm	30	30

Repair materials

Number	Designation	Order number
BR00.45-Z-1002-06A	Antifriction paste, rubber parts 2.5 kg, DBL 6867.00	A 000 989 01 60